

DANSANI LUNA

Create
your
personal
space



■ DANISH DESIGN

[DANSANI.CO.UK](https://dansani.co.uk)

Create your personal space

When choosing Dansani you will get

- Assurance in selecting a bathroom expert with more than 35 years of experience
- Danish Design and solid craftsmanship manufactured in Denmark
- Led illumination of high quality, because we prioritise excellence and precision in our lighting
- Sustainable products in order to protect and care for our environment
- Easy and fast delivery

Danish design is our cultural heritage

Danish design is more than beautiful shapes. It is a philosophy that embraces functionality, simplicity, naturalness and an aesthetically based approach to life. It is a living foundation which you can develop and shape based on your own personality.

The basis for our solutions is the life that is lived around our designs. Our products must allow you the space and freedom to create the surroundings that you desire.

We see the bathroom as an important room in all homes, and the design must be in line with other interiors of that home. Therefore, our most important task is to create solutions that open the way for you to make life - with all aspects involved - easier and more beautiful, also more meaningful.



DANISH
DESIGN

PHOTO: Fritz Hansen
Favn™ by Jaime Hayon and Svanen™ by Arne Jacobsen





Contents

Luna intro	8
Prioritise perfect lighting	10
- Choose perfect lighting	11
- Adjust your lighting yourself	12
Use the space in your bathroom	14
- Make small rooms big	17
- Short projection basins for narrow rooms	18
- Plenty of work space in the small room	21
- Asymmetric interior design in rooms with sloping walls	22
- Use the walls for storage	26
- Prioritise the interior design in narrow rooms	30
- Everything within reach with tall cabinets	33
- More space in the drawer at no extra cost	38
- Be creative and gain extra space	40
Which basin suits your needs?	42
- Countertop basins	44
- Suitable work area at the basin and the mirror	46
- Double basins with space for more	51
- For the big bathrooms	55
Use the room to the fullest with worktops	57
- Solutions for rooms with sloping walls	58
- Sloping walls and off-square angles	60
- Wall-to-wall-solutions	62
- Make yourself a makeup area	64
- Individual interior design with worktops	68
Choose your own style and colour	70
- Find a style that fits your budget	72
- Go for unusual colours	74
Product guide	
- Basins	76
- Vanity units	80
- Colours and handles	82
- Mirror solutions and lighting	86
- Cabinets and accessories	90
Towel rails and racks	94
Price list	96
Product information	116
We assume responsibility	122

Dansani Luna

Furnish the entire bathroom – no matter the size and shape

Don't feel limited by off-square corners, sloping walls, recesses or small and narrow rooms that might be difficult to furnish. With Dansani Luna, you can use every inch of your bathroom no matter the size and shape. Our wide range of basins, mirrors, cabinets and bespoke solutions offer you the freedom to play with your style and the interior design in your whole bathroom.

And as the finishing touch, Dansani Luna offers extra comfort through a large selection of pleasant and functional accessories that enhance your bathroom and ease your everyday life.

Product guide

Use our product guide from page 76 and choose the perfect furniture combination for your bathroom.







Light up the wall cabinets and gain a full overview with in-built LED lighting

Adjust the light colour and intensity according to your needs, mood and circadian rhythm. Turn down the light at bedtime and turn it up when you need to be awake

Internal LED lighting in mirror cabinets gives you a better overview

Perfect lighting around the mirror ensures perfect task lighting for applying makeup, styling and shaving, making sure that you look great first thing in the morning

Extra task LED lighting over the basin provided by LED underlight added to the mirror cabinet

Get a good overview of the drawer contents with LED lighting in the vanity unit. The light turns on and off when you open and close the drawer

Create a nice atmosphere and good lighting for night time visits to the bathroom by using in-built, LED lighting below the vanity unit

A LED lighting profile underneath the basin lets you create extra atmosphere and provides comfortable lighting for visits to the bathroom at night

Did you know that

- good lighting means better quality of life
- putting on make-up and shaving are much easier in good lighting
- your circadian rhythm is affected less with the right lighting



Well-being and harmony with correct lighting

Light plays a vital role when it comes to our health and well-being, and it has been scientifically proven that good lighting increases our quality of life. Therefore, we ought to be critical and quality-conscious when we select lighting for our homes. Because artificial illumination is not always good lighting.

A comfortable colour temperature and a high level of colour representation

Basically, it is all about finding a comfortable light, as close as possible to sunlight, so that the colours of materials and people are reproduced in a varied and natural way.

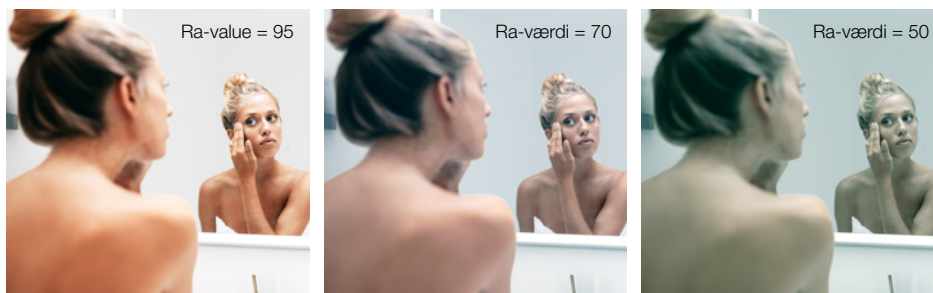
At Dansani, we focus on offering our customers well-being and contributing to a good indoor climate, and that is why we deliver products with LED lighting of the highest possible quality. If you choose a mirror solution with light adjustment function, you can adjust the lighting in your bathroom according to your needs and circadian rhythm. The mirrors and mirror cabinets from Dansani have an integrated touch panel with an on-/off-function, a dimming function as well as light adjustment function from warm and golden to the coldest white light. With a Ra value of more than 90, you get a very high level of colour representation for all colours in the range. Amongst other things, this means that red colours and skin tones are reproduced correctly which is important when you apply your makeup, for example.

Homogeneous light


If you buy your lighting from Dansani, you do not need to worry about quality and colours of the light. Our LED light fittings are Blacked applying high quality levels, that ensures that all LEDs in your lights emit a homogeneous light and offer the same correct colour reproduction, no matter the light model and position.

Illuminate the entire room

With the lighting collections from Dansani, you can create uniformity throughout the bathroom interior design by using ceiling spots and pendant lights that match the light fittings of your mirror solution. All our lights are designed for the bathroom and they are approved for use in wet rooms in accordance with the standard IP44.



On the photos above, you can clearly see the difference in colour reproduction with a Ra value of 95, 70 and 50, respectively.



The light control touch panel allows you to choose the light colour and intensity



Perfect lighting day and night

Your bathroom is supposed to create well-being day and night. A place with comfortable lighting, no matter whether you are getting ready to go to bed or applying your makeup in the morning. Using our lighting accessories for mirrors, drawers and cabinets, you can adjust the light to make it fit perfectly, no matter the hour and your tasks in the bathroom.





80 cm - Grey matt

Arc basin 414.- Art. no. 531508003 / Vanity unit 792.- Art. no. M14-1003 / Push-open 134.- Art. no. PO2SK /
Style mirror cabinet 687.- Art. no. S588-203 / 2 Jupiter lights 152.- Art. no. 190303880

Optional extra's: Tall unit 620.- Art. no. M24-1203 / Tall unit 620.- Art. no. M24-1103 / 2 push-open 0.- Art. no. PO30-40 /
2 Jupiter pendant lights 168.- Art. no. 190302841 / LED downlight to floor 206.- Art. no. UL80 / Kvika towel rail 527.- Art. no. 8112021





Use the space in your bathroom

Dansani Luna offers you lots of options for individual and functional interior design in your bathroom. Even if space is limited, you can furnish the room with a range of basins, cabinets and mirrors, adding pleasant accessories.



40 cm - White matt

Micro Menuet basin 208.- Art. no. 534404003 / Vanity unit 264.- Art. no. M01-1110 /
Soft mirror 315.- Art. no. 94140 / Jupiter light 76.- Art. no. 190303880 /
Base handle 17.- Art. no. 189547210

Optional extra's: Style mirror cabinet 687.- Art. no. S588-210 /
2 Jupiter lights 152.- Art. no. 190303880 / Shelf 53.- Art. no. NHS-351725



40 cm - Black rubber, integrated handle

Micro Menuet basin 208.- Art. no. 534404003 /
Vanity unit 376.- M01-2237 / Level mirror 307.- Art. no. 94040

Make small rooms big

Make the most of the wall space above the toilet for extra storage by using wall cabinets or a mirror cabinet that makes the room seem bigger and allows you to look at yourself in the mirror from various angles. Use shelves for storing bits and bobs.

The small Micro Menuet basin is only 27 cm deep, so it is perfect for a small, narrow bathroom or guest ensuite. The basin is reversible, so you can place the tap fitting on the right or the left, which means it is flexible in a small space.



Short projection basins for narrow rooms

Our short projection basin models from the Minore and Menuet series with small widths and narrow depths fit perfectly in small bathrooms, ensuring that you get as much work and cabinet space as possible.



80 cm - Black rubber, integrated handle

Mini Minore basin 414 - Art. no. 337208203 / Vanity unit 1,246 - Art. no. M03-2037 /
Corona mirror 435 - Art. no. 94270

Optional extra's: 2 shelves 114 - Art. no. NHS-501710 / 2 Jupiter pendant lights 168 - Art. no. 190302842





Don't be limited by lack of space

Just because a room is small, it doesn't mean that you have to compromise on storage space. In a small bathroom, it's a good idea to use wall space rather than room space. Use a narrow, tall vanity unit to create plenty of storage space in the bathroom without using up a lot of floor space. You can get vanity units with a width of up to 100 cm.



Interior design in rooms with sloping walls

If a sloping wall is limiting your choice, you can create an asymmetric interior design with our countertop basins in order to utilise space and create an optimal solution for standing upright in front of the basin and the mirror. Utilise the wall space by using shelves by the mirror.





80 cm - Brown oak

Arc basin 414.- Art. no. 531508003 / Vanity unit 792.- Art. no. M09-1052 / 2 Base handles 46.- Art. no. 189547328 / Soft mirror 366.- Art. no. 94180 / 2 Jupiter lights 152.- Art. no. 190303887

Optional extra's: Base unit 303.- Art. no. M26-1152 / Worktop 71.- Art. no. TP1 / Base handle 17.- Art. no. 189547228 / Flexible shelf 98.- Art. no. 190304370 / Kvika towel rail 527.- Art. no. 8112022 / LED downlight to floor 206.- Art. no. UL80



The new and beautiful Arc porcelain basin has soft shapes and the slightly curved front edge offers a contrast to the straight drawers.

Use the walls for storage

Bathrooms rarely offer a lot of wall space so if you'd like to prioritise storage space, you can go for a shorter basin and use the wall height instead. Choose a spacious tall cabinet and place a wall cabinet above the toilet or the heater.



100 cm - White gloss

Menuet basin 656.- Art. no. 534110103 / Vanity unit 880.- Art. no. M15-1012 /
2 Base handles 46.- Art. no. 189547343 / Style mirror cabinet 735.- Art. no. S580-212 /
2 Jupiter lights 152.- Art. no. 190303880

Optional extra's: Tall unit 679.- Art. no. M25-1212 / Base handle 23.- Art. no. 189547343 /
2 flexible shelves 196.- Art. no. 190304370 / LED underlight 206.- Art. no. UL100



60 cm - Grey rubber, integrated handle

Minore basin 576.- Art. no. 337106003 / Vanity unit 1,176.- Art. no. M08-2087 / Soft mirror 340.- Art. no. 94160 / 2 Jupiter lights 152.- Art. no. 190303887

Optional extra's: Tall unit 987.- Art. no. M24-2267 / Wall cabinet 448.- Art. no. M23-2267



60 cm - Driftwood, integrated handle

Mini Menuet basin 327.- Art. no. 534306003 / Vanity unit 1,319.- Art. no. M05-2036 / Style mirror cabinet 767.- Art. no. S586-236 / 2 Venus lights 152.- Art. no. 190303890

Optional extra's: Wall cabinet 549.- Art. no. M23-2236 / LED underlight 206.- Art. no. UL60



80 cm - Black matt, integrated handle

Minore basin 689.- Art. no. 337108003 / Vanity unit 792.- Art. no. M09-2064 / Ambi mirror cabinet 891.- Art. no. S598-264

Optional extra's: Tall unit 620.- Art. no. M24-2264 / Hydra towel rail 329.- Art. no. 8114022



100 cm - Grey matt

Largo basin 656.- Art. no. 530440507 /
 Vanity unit 880.- Art. no. M10-1003 /
 2 Slim handles 34.- Art. no. 189542028 /
 Ambi mirror cabinet 939.- Art. no. S590-203 /
 Stratos light 214.- Art. no. 190303903

Optional extra's: Base unit 303.- Art. no. M26-1203 /
 Base unit 303.- Art. no. M26-1103 /
 2 worktops 142.- Art. no. TP1 /
 2 Slim handles 34.- Art. no. 189542028 /
 LED underlight 206.- Art. no. UL100 /
 2 flexible shelves 196.- Art. no. 190304370

Plenty of storage space in narrow rooms

If you have a narrow room with a large wall, it's a good idea to use the wall space in a creative way. If you'd like to have plenty of storage space, you can choose a shorter basin that leaves more space for base units, tall cabinets, wall cabinets and shelves. In this way, everything you need will be at hand.



NEW
 Largo basin



80 cm - White matt lacquer, integrated handle

Arc basin 414.- Art. no. 531508003 / Vanity unit 1,295.- Art. no. M14-2071 / Soft mirror 366.- Art. no. 94180 / 2 Jupiter lights 152.- Art. no. 190303880

Optional extra's: Tall unit 987.- Art. no. M24-2171 / Wall cabinet 448.- Art. no. M23-2271 / Wall cabinet 418.- Art. no. M23-2171



100 cm - Black matt, integrated handle

Kantate basin 656.- Art. no. 531910103 / Vanity unit 880.- Art. no. M15-2064 / Level mirror cabinet 1,163.- Art. no. S570-264

Optional extra's: Tall unit 620.- Art. no. M24-2264 / Tall unit 620.- Art. no. M24-2164 / LED downlight to floor 206.- Art. no. UL100 / LED lighting profile for use underneath basin 185.- Art. no. LR10044 / Hydra towel rail 329.- Art. no. 8114022 / 2 Jupiter ceiling light 168.- Art. no. 190302852



The Kantate basin is also available without taphole. Also in 100 cm size the basin has 2 bowl width options - for one or two taps.



Everything you need after the shower within reach

Use tall cabinets to create plenty of storage space, for example for your towels and your underwear, so that you always have everything you need after the shower within reach. Choose internal LED lighting that gives you a good overview and creates an exclusive look. Some tall cabinets are available with functional accessories such as moveable and easily accessible laundry baskets and wooden trays for the inside of the door. You can remove each tray and take it along to the mirror. For even more storage options in the tall cabinet, you can also choose a handy pull-out drawer which is discreetly located behind the door.



80 cm - White matt lacquer, integrated handle

Kantate basin 414.- Art. no. 531908003 / Vanity unit 1,295.- Art. no. M09-2071 / Corona mirror 435.- Art. no. 94270

Optional extra's: Tall unit 987.- Art. no. M24-2171 / 2 Jupiter pendant lights 168.- Art. no. 190302840 / 2 Jupiter ceiling light 168.- Art. no. 190302850





120 cm - Ash grey

Edge basin 712.- Art. no. 531412003 / **Vanity unit** 1,012.- Art. no. M11-1098 / **Level mirror** 600.- Art. no. 94020 / **2 Base handles** 46.- Art. no. 189547310

Optional extra's: **Tall unit** 679.- Art. no. M25-1198 / **Base unit** 303.- Art. no. M26-1198 / **Base unit** 303.- Art. no. M26-1298 / **2 worktops** 142.- Art. no. TP1 / **3 Base handles** 51.- Art. no. 189547210 / **Shelf** 57.- Art. no. NHS-501798 / **2 Jupiter pendant lights** 168.- Art. no. 190302840





Create more space in the drawer using tall vanity units at the same price

Without paying extra, you can choose an extra tall vanity unit with a drawer at the bottom that offers practical storage space for cleaning materials and other tall bottles. Keep all your things neat and tidy by using the tall, moveable wooden tray that fits into the drawer.







Creative storage space solutions for your bathroom

Dansani Luna offers you the option of even more storage space and maximum use of all walls and recesses in your bathroom. You can furnish “dead space” below the window, above the toilet and behind the door with cabinets, shelves and other accessories. You come up with the ideas and Dansani Luna fulfils your needs.







Which basin suits your needs?

Solid and practical or sculptured countertop

Modern basins tickle all senses. The basin models from Dansani Luna are available in a wide range of looks, styles and materials. You can choose between many different standard sizes and basin solutions with a length of up to 275 cm.



80 cm - White matt, integrated handle

Marcato basin with worktop 937.- Art. no. BM02-043 / Vanity unit 792.- Art. no. M09-2043 / Level mirror cabinet 1,077.- Art. no. S578-243

Optional extra's: Tall unit 620.- Art. no. M24-2143



Interior design with countertop basins

Use our countertop basins and worktops to use the potential of the room to the fullest, and choose between one or more basins and a position on the right or the left side. At the same time, you get a stylish and alternative solution that fits in both big and small rooms.





120 cm - Matt bespoke colour, integerert handle

Minore basin 885.- Art. no. 337112003 / **Vanity unit** 1,884.- Art. no. M11-2099 / **Ambi mirror cabinet** 1,514.- Art. no. S593-299 /
2 Jupiter lights 152.- Art. no. 190303881 / **Start-up fee, 1 colour** 154.- Art. no. BI1

Optional extra's: **2 wall cabinets** 896.- Art. no. M23-2171 / **Wall cabinet** 448.- Art. no. M23-2271 / **Shelf** 57.- Art. no. NHS-501710 / **LED downlight to floor** 206.- Art. no. UL120 /
2 Jupiter pendant lights 168.- Art. no. 190302840 / **Mobile towel rack** 307.- Art. no. 2809470010 / **3 Jupiter ceiling light** 252.- Art. no. 190302850



Suitable work area at the basin and the mirror

If you have space for a wide basin, you actually have plenty of wall space above the basin as well, so why not use this space to the fullest by hanging a large mirror or a spacious mirror cabinet with lots of storage space behind the doors. Choose from our wide selection of single and double basins, and combine the units however you like.





120 cm - White matt, integrated handle

Menuet basin 712.- Art. no. 534212103 / **Vanity unit 1,012.-** Art. no. M16-2043 / **Style mirror cabinet 941.-** Art. no. S583-243 / **Stratos light 214.-** Art. no. 190303903

Optional extra's: Thermal towel rail 205.- Art. no. 8108011

Pleasant light effect and a good overview. You can choose internal LED lighting for some mirror cabinets. As a standard, all mirror cabinets come with a magnifying mirror, a magnetic holder for scissors and files, a moveable metal shelf and a socket with a switch.








200 cm - Ash grey

Marcato double basin with worktop 1,804.- Art. no. BM13-043 / 2 vanity units 1,760.- Art. no. M10-1098 / 2 push-open 268.- Art. no. PO2SK / 2 Level mirrors 934.- Art. no. 94080

Optional extra's: 2 base units 1,400.- Art. no. M19-1098 / Worktop 590.- Art. no. 337060043 /

2 Jupiter pendant lights 168.- Art. no. 190302840 / 2 downlights to floor 412.- Art. no. UL100 / Make-up mirror 188.- Art. no. 190304360

For our double basins you can choose one or two vanity units, depending whether you'd like to have two or four drawers. Use the functional accessories, such as wooden trays and LED lighting in drawers and cabinets, to keep your drawers tidy and enjoy a pleasant atmosphere when using the bathroom at night.





Create space for more with a double basin

If you've got the width, we've got the basin. So why not use the space to the fullest by choosing a double basin. Two basins allow more household members to get ready for a new day and leave the house at the same time. Choose between a wide range of solid or countertop basins. You can combine them with our extra tall vanity units to get the maximum out of the wall space.



NEW
Edge basin

120 cm - White matt lacquer, integrated handle

Edge double basin 854.- Art. no. 531402003 / Vanity unit 1,586.- Art. no. M12-2071 / Style mirror cabinet 1,129.- Art. no. S583-271 / Stratos light 282.- Art. no. 190303904

Optional extra's: Tall unit 1,125.- Art. no. M25-2271 / Mobile towel rack 307.- Art. no. 2809470010 / 3 Jupiter ceiling light 252.- Art. no. 190302851





160 cm - Driftwood, integrated handle

Kantate double basin 1,152.- Art. no. 531926003 / **2 vanity unit** 3,082.- Art. no. M09-2036 / **Soft mirror** 460.- Art. no. 94130 / **2 Jupiter lights** 152.- Art. no. 190303880

Optional extra's: **Tall unit** 1,235.- Art. no. M24-2236 / **Tall unit** 1,235.- Art. no. M24-2136 / **Lagoon towel rail** 368.- Art. no. 8112011 / **2 LED downlight to floor** 412.- Art. no. UL80



For those who like to share lots of space

If you need basin space, a 160 cm long double basin is the ideal solution. Choose between our models Kantate and Minore. You each get “half” of the bathroom, including your own basin, drawers and a spacious tall cabinet.

You can also stretch even further and go for countertop basins and worktop solutions with a length of up to 275 cm.





Use the shape of the room by using worktop solutions

Furnish your bathroom in a flexible way and consider the shape of the room an opportunity rather than a limitation. As an example, you can use the space underneath the sloping wall or the entire width of a wall using a wall-to-wall solution. Choose between various standard sizes or get a bespoke worktop solution that fits the off-square room angles and your bathroom perfectly. Use our worktop solutions along with one or more countertop basins or even without a basin as a sideboard or a shelving unit.

Stand upright in front of the mirror despite the sloping walls

Use our Luna worktop solutions to use the options within the room to the fullest and go for asymmetric solutions where the basin is positioned on the right or on the left. This is particularly practical in rooms with sloping walls. In this way, you'll also have sufficient space for your mirror solution above the basin, allowing you to stand upright by the mirror despite the sloping wall.

+ Furnishing tip

Use the elegant towel holder in the bathroom or move it into the bedroom as an extra clothes stand.





200 cm - White matt

Canto basin 576.- Art. no. 530506103 / Vanity unit 792.- Art. no. M09-1010 / Base unit 792.- Art. no. M20-1010 /
4 Base handles 92.- Art. no. 189547310 / 2 worktop bespoke measurements 766.- / Style mirror cabinet 687.- Art. no. S588-225 /
2 Jupiter lights 152.- Art. no. 190303880

Optional extra's: Shelf 53.- Art. no. NHS-351725 / Shelf 57.- Art. no. NHS-501725 / Mobile towel rack 307.- Art. no. 2809470078



157 cm - Brown oak

Canto basin 576.- Art. no. 530506103 / Vanity unit 880.- Art. no. M10-1052 / Push-open 134.- Art. no. PO2SK / 2 worktops bespoke measurements 614.- / Level mirror 467.- Art. no. 94080

Optional extra's: Wall cabinet 264.- Art. no. M23-1152 / Push-open 0.- Art. no. PO30-40 / 2 shelves 114.- Art. no. NHS-501710

Oblique angles aren't a problem

Use all off-square corners and obtain more table space with our wooden worktop solutions. We can cut the edges to fit all oblique and sloping angles. In addition, this allows for the use of stylish and practical open shelving solutions.





100+240 cm - White matt

Menuet basin 656.- Art. no. 534110103 / Vanity unit 1,760.- Art. no. M10-1010 / Push-open 134.- Art. no. PO2SK / Soft mirror 387.- Art. no. 94100 / 2 Jupiter lights 152.- Art. no. 190303880

Optional extra's: Shelf 65.- Art. no. NHS-701798 / 2 base units 1,584.- Art. no. M20-1010 / 2 Push-open 268.- Art. no. PO2SK / 2 worktops bespoke measurements 936.-



Functionality from wall to wall

Using the whole room is easily done with Dansani Luna. Here, we've combined two base units with worktops on top and bottom to obtain a stylish and functional wall-to-wall solution. So even if you've got sloping walls, you can easily create more space, at the same time using the width and the depth of the room to the fullest.



Make yourself a makeup area

Break the rules and try out some new interior design ideas for your bathroom. You can furnish the whole room with Luna modular units, and why not add a practical makeup area that creates a hint of luxury in your bathroom and offers space for extra well-being and personal creativity.

Use an elegant and functional makeup mirror with lighting to get close to all the details on your face, when applying your makeup, shaping your eyebrows etc.





160 cm - Nordic oak

Marcato basin with worktop 1,197.- Art. no. BM09-043 / Vanity unit 792.- Art. no. M09-1025 / Base unit 792.- Art. no. M20-1025 / 2 push-open 268.- Art. no. PO2SK / Soft mirror 366.- Art. no. 94180 / 2 Jupiter lights 152.- Art. no. 190303887

Optional extra's: Shelf 65.- Art. no. NHS-701710 / Wall cabinet 264.- Art. no. M23-1110 / Wall cabinet 264.- Art. no. M23-1210 / 2 Push-open 0.- Artikel nr. PO30-40 / Base unit 700.- Art. no. M19-1025 / Push-open 134.- Art. no. PO2SK / Worktop 211.- Art. no. 335912525 / Brackets for wall mounting 13.- Art. no. 195050590 / Corona mirror 382.- Art. no. 94260 / Makeup mirror 188.- Art. no. 190304360



200 cm - Black rubber, integrated handle

Sonate double basin with worktop 1,804.- Art. no. BS13-043 / 2 vanity units 2,826.- Art. no. M10-2037 / 2 Corona mirrors 870.- Art. no. 94270

Optional extra's: Worktop 590.- Art. no. 337060043 / 2 base units 2,352.- Art. no. M19-2037 / 2 downlight to floor 412.- Art. no. UL100 / 2 Jupiter pendant lights 168.- Art. no. 190302840





Your personal space

Use a long worktop to create your own individual space. It also offers the option of setting up a practical makeup area which you can furnish with a nice mirror. Choose between a single basin or two basins next to each other for your worktop. The Canto basin, made of sanitary porcelain, is based on a thought-out design that offers plenty of space, for example making sure that the soap dispenser is within easy reach and close to the tap so that you avoid water and soap dripping onto the worktop.



240 cm - Grey matt

2 Canto basins 1,152.- Art. no. 530506003 / 2 vanity units 1,584.- Art. no. M09-1003 / 4 Base handles 92.- Art. no. 189547343 / Worktop bespoke measurements 468.- / Brackets for wall mounting 13.- Art. no. 195050590 / Soft mirror 460.- Art. no. 94130 / 2 Jupiter lights 152.- Art. no. 190303880





Choose your own style and colour

Create your personal space

Play with options and colours, now that Luna offers you so many different choices. Not only the regular items such as cabinets, basins and mirrors, but also the equally important details such as surfaces, colours and handles. Create the finishing touches and add personality and style to your bathroom.



Find the style that fits you and your budget

Take your time and experiment by mixing and matching to create various looks and styles.
Here, we've furnished the same bathroom in three different styles within different price groups.
Luna offers a wide selection with plenty of options to choose from in terms of both taste and budget.





120 cm - Matt bespoke colour

Kantate double basin 854.- Art. no. 531922003 / **Vanity unit** 1,884.- Art. no. M12-2099 / **Level mirror cabinet** 1,851.- Art. no. S573-299 / **Start-up fee, 1 colour** 154.- Art. no. B11

Optional extra's: **Tall unit** 1,406.- Art. no. M25-2299 / **Thermal towel rail** 235.- Art. no. 8114011



80 cm - Matt bespoke colour

Menuet basin 414.- Art. no. 534808003 / Vanity unit 1,541.- Art. no. M09-2099 / Soft mirror 366.- Art. no. 94180 / 2 Jupiter lights 152.- Art. no. 190303880 / Start-up fee, 1 colour 154.- Art. no. BI1

Optional extra's: Wall cabinet 549.- Art. no. M23-2199 / LED lighting profile for use underneath basin 158.- Art. no. LR8044 / Shelf 57.- Art. no. NHS-501710 / LED downlight to floor 206.- Art. no. UL80

Add a hint of colour to your bathroom

If you'd like to add extra personality to your bathroom by choosing an unusual solution, use colour to create a unique look. Colours influence our senses and our perception of the room that we're in. They can have a calming and stimulating effect but they can also make us feel agitated and restless. For this reason, it's important that you choose one or more colours that appeal to you so that you can enjoy your bathroom units for many years to come.

STEP 1

Basins

Solid and practical basins

Solid basins from the Dansani Luna series are available in various sizes and depths, allowing you to furnish both big and small bathrooms. All models are made of durable and cleaning-friendly materials. Choose between single or double models made of various materials.



Three
depths

Menuet / Sanitary porcelain

A modern classic with a timeless design. Available in several sizes and in particular Micro and Mini are well-suited for smaller bathrooms.



Kantate / Sanitary porcelain

A timeless and minimalist basin with a modern and slim design. Straight lines and an oval basin with plenty of work space all around it.



Arc / Genuine sanitary porcelain

The soft shapes of the curved front edge of the basin and the rounded shape of the bowl radiate a friendly and accommodating design.



Edge / Sanitary porcelain

The shape is classic in a very simple and angular look with no distracting elements. The basin is made of thin porcelain with a polished surface appearance. The basin has a generous bowl and is therefore also practical.



Two
depths

Minore / Solid Surface

The basin has a slim, light design and a matt white finish. The deep, rectangular bowl has rounded corners. Available in two depths, where Mini is perfect for smaller bathrooms or shower rooms.



Largo / Glass

Modern, sophisticated design where the soft shapes and glass material make it very easy to clean. Suitable material for a bathroom. The matt grey colour radiates elegance together with the slim look and soft basin design.

Sculptural and countertop

This is a unique and completely different design but also a beautiful solution that offers you lots of combination options. Choose between centred, asymmetric and double solutions.



Sonate / Solid Surface

An oval design with a touch of romance. The distinctively thin outer edges make up a strong contrast to the soft inner shape. Positioned on a Solid Surface worktop, the basin is suitable for wall-hung or worktop brassware.



Marcato / Solid Surface

Square, minimalist basin with a stringent design where the sharp edges offer plenty of space for the basin. Positioned on a Solid Surface worktop, the basin is suitable for wall-hung or worktop brassware.



Canto / Sanitary porcelain

Modern, square design with stringent lines. Positioned on a wooden worktop, the basin is suitable for wall-hung or worktop brassware.

Sanitary porcelain / Soft, rounded edges with a glossy and extra robust surface

Sanitary porcelain is a strong, ceramic material that features a soft and rounded design on all edges, both in the basin and on the worktop. The surface is hard, smooth and glossy, and the rounded edges make it very easy to clean. Basins made of sanitary porcelain require only a minimal amount of maintenance – even after many years of use. Don't use abrasive cleaning materials for this basin.


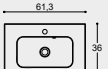
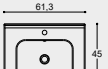
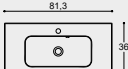
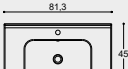

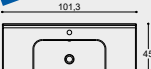
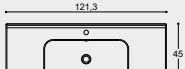
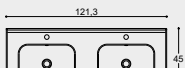
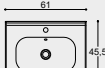
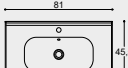
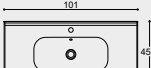
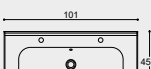
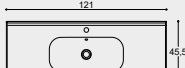


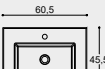
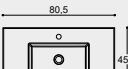
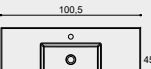
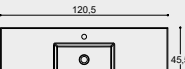
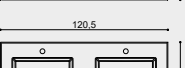
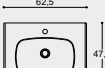
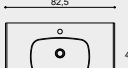
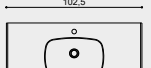
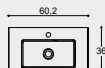
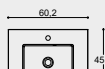
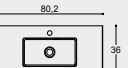
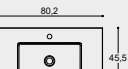
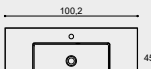
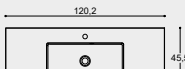
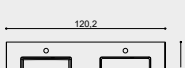
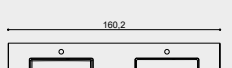
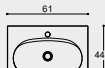
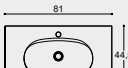
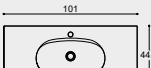
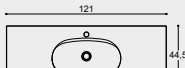
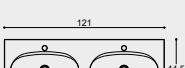
Glass / Innovative material with a matt surface and an aesthetic, thin design

Glass basins are made of a strong and cleaning-friendly glass material that makes them particularly suitable for everyday use in the bathroom. Along with the thin design, the matt material surface creates an aesthetic, minimalist and velvety-soft look. The glass basin is easy to clean. Use standard cleaning materials for the bathroom and avoid abrasive materials.

Solid surface / Slim, stringent lines in a minimalistic design with a matt and silky-soft surface

The strong Solid Surface material features a matt and silky-soft surface which is pleasant to the touch. The ultra-slim design adds a minimalistic expression to this basin, offering a perfect finishing touch to your vanity unit. You can easily clean your Solid Surface basin by using standard cleaning materials for the bathroom. In addition, we recommend using the Dansani care product for matt surfaces three times a year. Smaller damages can be repaired.

FULL-LENGTH BASINS

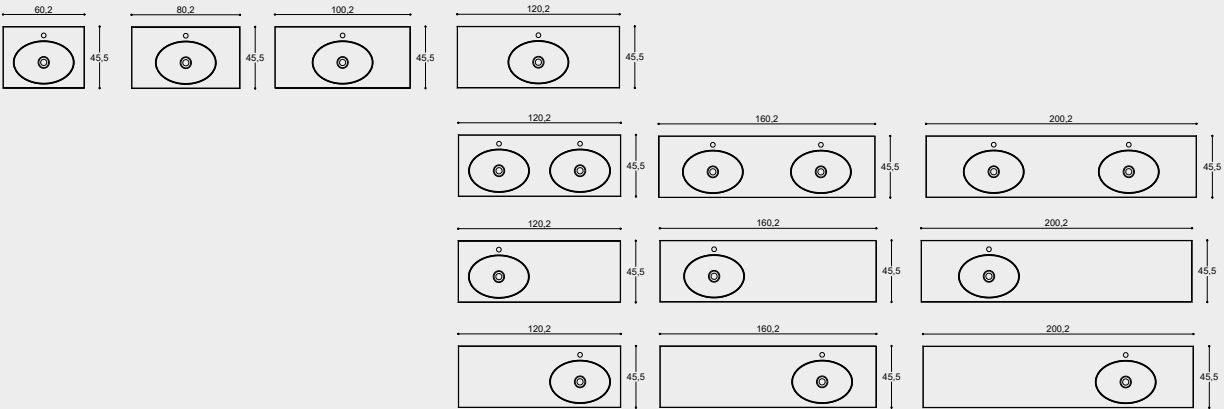
	40 CM	60 CM	80 CM	100 CM	120 CM	160 CM
<div>MENUET Sanitary porcelain</div> <div>Turnable</div>		 	 	 	 	
<div>KANTATE Sanitary porcelain (also available without tap holes)</div>				 	 	
<div>EDGE Sanitary porcelain</div>					 	
<div>ARC Sanitary porcelain</div>						
<div>MINORE Solid surface (also available without tap holes)</div>		 	 		 	
<div>LARGO Glass</div>					 	

COUNTERTOP BASINS WITH WORKTOP

60 CM 80 CM 100 CM 120 CM 160 CM 200 CM

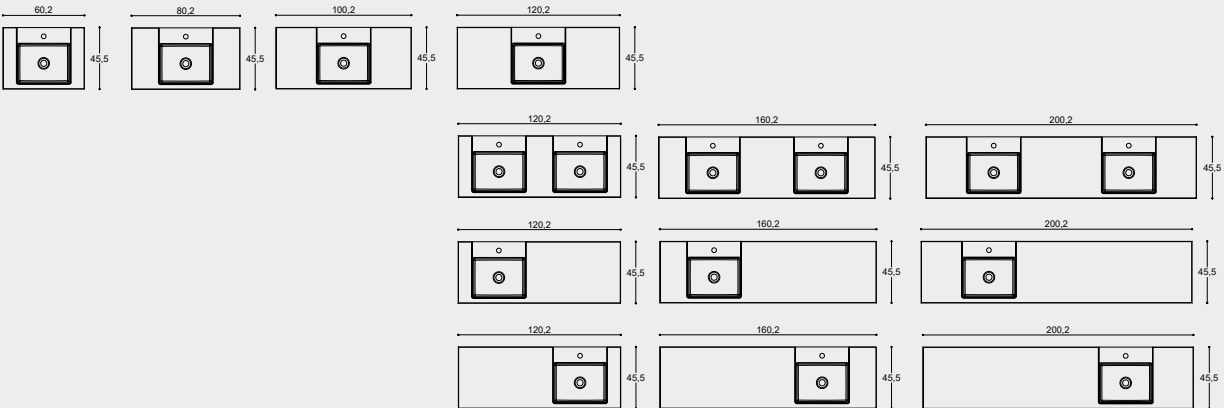
SONATE

Solid surface
(also available
without tap holes)



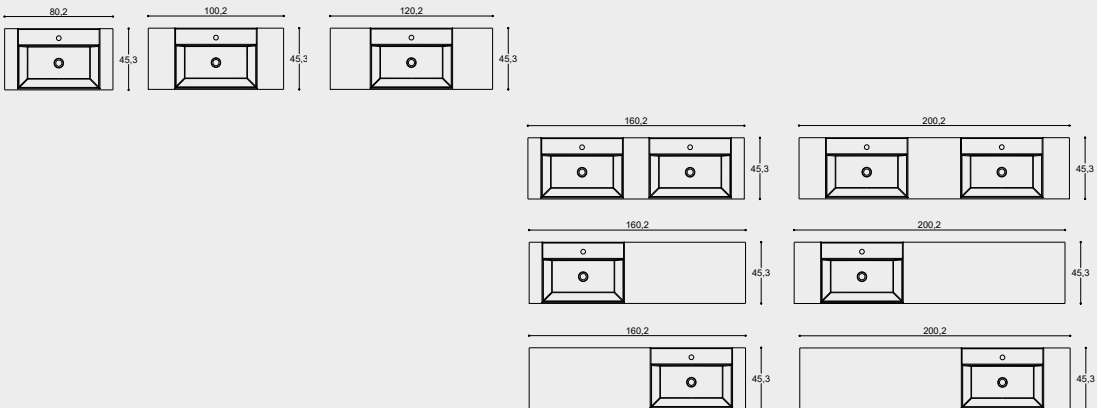
MARCATO

Solid surface
(also available
without tap holes)



CANTO

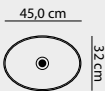
Sanitary porcelain
(also available
without tap holes)



COUNTERTOP BASINS*

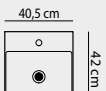
SONATE

Solid surface
Without
overflow hole



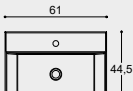
MARCATO

Solid surface
Without
overflow hole
(also available
without tap holes)



CANTO

Sanitary porcelain
Without
overflow hole
(also available
without tap holes)



*Can be combined with worktops from other suppliers

The basins come oversized in all widths, providing extra protection for the sides of your bathroom cabinets. See also the installation guide on page 118.

STEP 2

Vanity units

Furnish the room according to its size and your needs

The vanity units from the Luna series adjust to fit any room. If you need a wide basin for the whole family, you can choose a cabinet solution with two or four drawers. If you only have space for a shorter basin, you can choose an extra tall vanity unit and utilise the wall space below the basin. If your bathroom is narrow, you can prioritise floor space by choosing a solution with short projection vanity units.

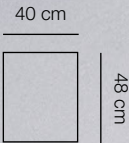
Identify the needs of your family and furnish your bathroom accordingly. Remember that your needs will change over time in pace with the youngest family member growing older. Think ahead as well.

Find out more about accessories on page 92 and in the price list.

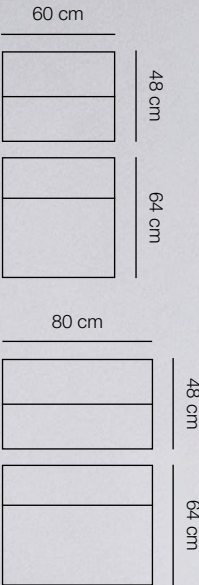


OPTIONS

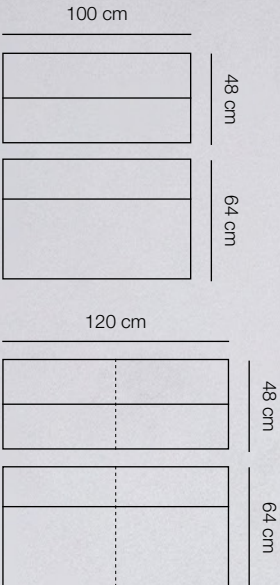
40 CM




60 - 80 CM



100 - 120 CM



160 - 200 CM



DEPTH 26 / 35 / 44

WIDTH 40 / 60 / 80 / 100 / 120

STEP 3

Colours

Create your individual bathroom


Create the most beautiful contrasts by choosing from our wide selection of surfaces in various colours and materials, and create your very own style.

Price group #1 - foil and melamine


- Melamine cabinets with smooth foil or melamine fronts. Choose a handle or the push-open solution
- Foil cabinets with foil fronts and integrated handle that turns upwards to prevent water and dirt from accumulating




White gloss, foil



White matt, foil




Grey matt, foil




Ash grey, foil



Nordic oak, foil



Brown oak, melamine

White matt, foil
Integrated handleBlack matt, foil
Integrated handle

Price group #2 - rubber and matt lacquer


- Cabinets and fronts with exclusive rubber or matt lacquer
- The fronts feature integrated handles that turn upwards to prevent water and dirt from accumulating

White matt lacquer
Integrated handleBlack rubber
Integrated handleGrey rubber
Integrated handle

Price group #3 - veneer and bespoke colour


- Cabinets and fronts made of genuine wood veneer with over-veneered edges made of solid wood
- Cabinets and fronts with lacquer in bespoke matt colour from the NCS standard colour palettes or RAL Classic K7
- The fronts feature integrated handles that turn upwards to prevent water and dirt from accumulating

Driftwood
Integrated handleBespoke colour matt lacquer
Integrated handle



Bespoke colour


You can choose whatever matt colour you like from two different colour palettes: NCS standard colours or RAL Classic. You just have to pay a start-up fee of £ 154.-, payable only once for each colour, no matter how many products you order. Please note that a colour code can look different depending on brand, materials, finish and light. For this reason, we recommend that you choose a colour in cooperation with your retailer.



Light Green

Inspired colours / Lacquer


Our designers have selected 26 trend shades that reflect contemporary interior design trends.



Linen



Grey Stone



Soft Rose



Breezy Blue



Soft Stone




Smooth Grey



Red Clay



Dove Blue




Limestone



Taupe Shadow



Canterbury Stone



Crema Stone



Dark Salmon



London Grey




Steel Grey




Parisian Clay




Mouse Grey




Putty



Grey Sky



Pidgeon Grey



Powder Green



Midnight Blue



Jet Grey



Ink



Black


Handles

For the plain Luna fronts, you can choose between stylish handles in various sizes and designs or go for a handleless push-open solution.

Dot




Button




Daisy



Base




Slim



Grace





Step



Pure



Push-open



STEP 4

Mirror solutions and lighting

With Dansani, you can choose between a range of mirror solutions with LED lighting or beautiful lamps. Our mirror cabinets feature lots of practical functions and you can add functional accessories and lighting. See more on page 88 and in the price list. All mirrors are delivered with wall brackets.



Soft

The rounded corners of this mirror soften the sharp and edgy look, and the comfortable height offers a large viewing area. Add one of the three beautiful LED lamps Venus, Jupiter and Stratos or anti-mist pad to reduce mist build-up. Find out more on page 88.



Level

A beautiful mirror with extremely good work light for applying makeup etc. The elongated light areas at the top and bottom add an ambient light effect above the mirror and pleasant lighting onto the basin.



Corona

An elegant mirror with a circular design and a corona effect from the in-built LED lighting that underlines the shape of the mirror and illuminates the wall with a soft and evocative light.



Level

The fantastic design behind this mirror cabinet, featuring light areas at the top and bottom, offers good lighting inside the mirror cabinet but also perfect work light at the mirror and the basin.



Style

This simple and minimalist mirror cabinet offers large mirror surfaces and perfect work light from one of the beautiful LED lamps Venus, Jupiter or Stratos which you can choose for your cabinet. Find out more on page 88.



Ambi

A mirror cabinet with a harmonious and beautiful design featuring vertical LED lighting at the front on the sides which also illuminates the inside of the cabinet when the doors are open. If you'd like more lighting for your mirror cabinet, you can add Venus, Jupiter or Stratos LED lamps. Find out more on page 88.

ICON GUIDE



Mist-free mirror (optional)
Self adhesive heat pad.



Magnifying mirror
(x5) Optional placement.



External LED lighting
Optional fixture for mirror cabinet or mirror mounting.



Internal LED lighting (optional)
Choose internal LED side lighting to have attractive illumination inside the cabinet.



LED underlight (optional)
Ample downlight at basin.



Glass shelf
Clear glass with polished edge.



Double-sided mirror door
Mirror on door front and back.



Lighting effects
Upwards and downwards effect.



LED
Energy-efficient lighting. Expected life: Minimum 30,000 hours.



IP44
Zone 2 approved (0–60 cm from shower). See page 120.



















Electric Panel/Lighting switch
Please note GB/IE approved socket supplied. Incl. touch control for adjustable light. Fitted on the right side of the mirror cabinet.



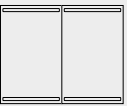
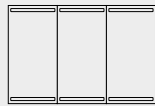












Adjustable light
The lighting solution is available with adjustable lighting, ie, on-off function, dimmable and colour temperature control.

MIRRORS

	40 CM	60 CM	80 CM	100 CM	120 CM	160 CM
SOFT						
						
LEVEL						
CORONA		 Ø 60 cm	 Ø 75 cm	 Ø 90 cm		

MIRROR CABINETS

	40 CM	60 CM	80 CM	100 CM	120 CM	160 CM
LEVEL						
STYLE				 		
AMBI				 		

Read more about lighting, optional extras on next page and electrical specifications in the price list.


Functional details and smart LED lighting for mirrors and mirror cabinets

With Dansani, a mirror is not just a mirror. Our mirrors and mirror cabinets offer thought out functional solutions.


Our lights provide excellent task lighting for make-up application as well as shaving. This enables you to focus on the details. Furthermore our light solutions provide indirect lighting to the room adding that all important finishing touch.

Adjust the light to suit you


Most of our mirrors and mirror cabinets are equipped with an integrated touch panel with on/off function as well as, enabling you to adjust the intensity of the light and adjust the colour from golden warm to cool white.




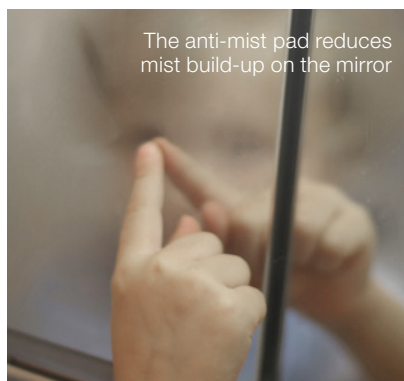

Ensure perfect lighting for your mirror solution by choosing from lamps in various design featuring high level of light quality and correct colour reproduction



Enjoy the minimalist look of your mirror cabinet with its hidden, recessed handles, or install the chrome handles included in the delivery



If you'd like some perfect work light across the basin, you can add LED underlight to the mirror cabinet



STEP 5



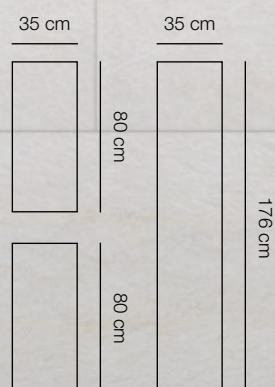
Cabinets

When choosing cabinets for your bathroom, it's a good idea to start by deciding on how you'd like to use the space available in the room and finding out which items you'd like to store in the bathroom. The Luna series offers a wide range of options when it comes to creating storage space and furnishing a flexible bathroom. The choice of cabinet size and model allows you to try out various combinations, while at the same time using wall space to the fullest.


Find out more about accessories on the next page and in the price list.

OPTIONS

35 CM



50 CM



Accessories

Keep everything tidy and add atmosphere with functional accessories

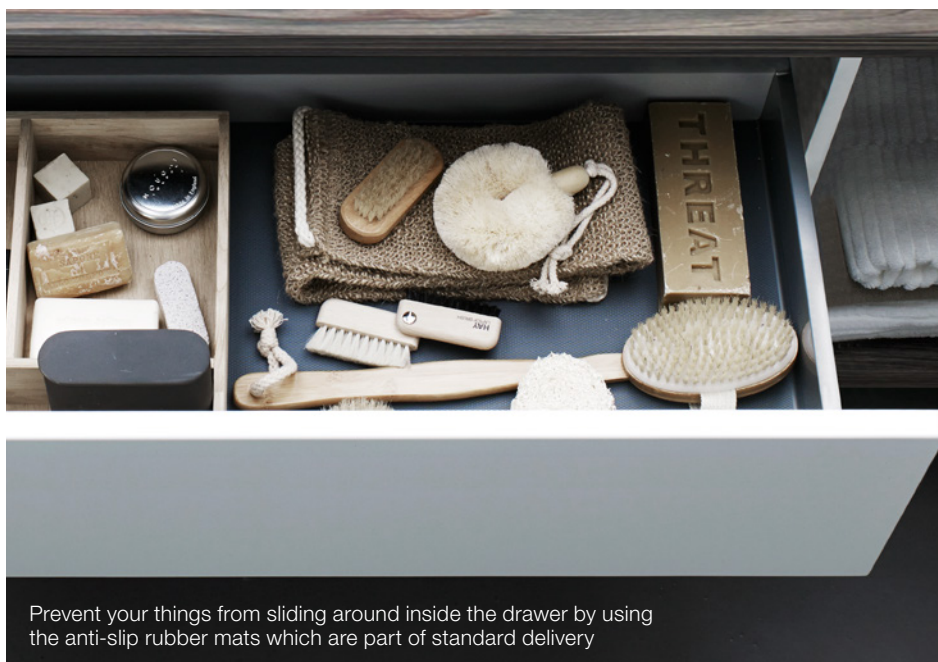
Make sure that your cabinets and drawers are always tidy by using enjoyable accessories that increase your user experience and makes it easy for you to keep the bathroom nice and clean.



Keep things tidy and utilise the space in your drawer by using practical wooden trays



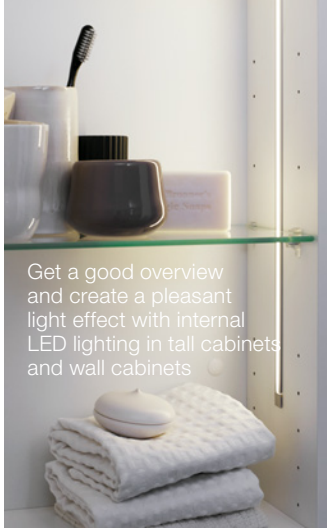
Get close to the details on your face using this elegant and functional makeup mirror with LED lighting



Prevent your things from sliding around inside the drawer by using the anti-slip rubber mats which are part of standard delivery



Get the laundry off the floor by using this practical laundry basket and keep things in order with useful wooden trays in tall units.




Get a good overview and create a pleasant light effect with internal LED lighting in tall cabinets and wall cabinets




Avoid mess - also in the tall drawers



Add a cosy atmosphere by using a LED light profile between basin and vanity unit



Create a cosy and evocative feel in your bathroom by adding bits and bobs on the floating shelves



Enjoy warm and dry towels with this electrical heated towel rail



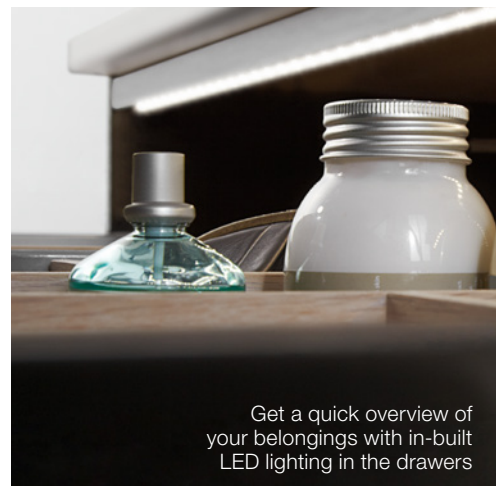
Keep everything tidy by using wooden trays with metal organiser for brushes and makeup



Enjoy a dimmed LED light beneath the vanity unit when using the bathroom at night



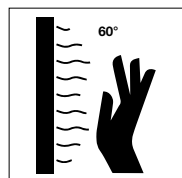
Hang your towels and clothes on an elegant towel rack which you can move around according to your needs



Get a quick overview of your belongings with in-built LED lighting in the drawers

Increase your well-being and comfort with a heated towel rail

- Warm and dry towels always to hand in the bathroom
- Avoid extra moisture from wet towels
- Your towel rail is easy to install and is simply connected to a wall socket
- The rails consume only a small, sustainable amount of energy
- Control your power consumption through an easy-to-use on/off function
- Timer function, can be set to 2 or 4 hours (Lagoon og Thermal)
- Timer function, can be set at 1–12 hours (Viti, Kvika og Hydra)
- IP44 approved for wet rooms – may be positioned within 60 cm of the shower/bathtub
- 5 year warranty





Max. heat



On/off function



Optional hidden wiring which must be installed by an authorised electrician



Distance to wall



Lagoon

Practical and spacious model with two different heights and plenty of space for spreading out all the family's towels.



Thermal

Discreet and space-saving model with two different heights and four or six practical hooks.



Viti

Functional model featuring a modern design and a good height to ensure plenty of space for all the family's towels. Available in chrome and black.



Kvika

Tall and minimalistic model featuring six hooks at two different heights for both small and large towels. Available in chrome and black.

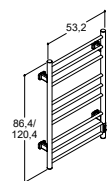


Hydra

A tall model that doesn't take up much wall space, featuring four hooks placed at two different heights and light indicator. Available in chrome and black.

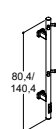
TOWEL RAILS AND RACKS

LAGOON



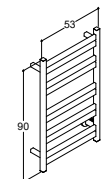
Height	Colour/Material	Electrical specification	Art. no.	Price £
87 cm	Chrome, stainless steel	220-240V, 50Hz, 100W	8108711	340.-
120 cm	Chrome, stainless steel	220-240V, 50Hz, 120W	8112011	368.-

THERMAL



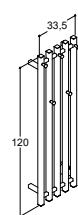
Height	Colour/Material	Electrical specification	Art. no.	Price £
80 cm	Chrome, stainless steel	220-240V, 50Hz, 15W	8108011	205.-
140 cm	Chrome, stainless steel	220-240V, 50Hz, 30W	8114011	235.-

VITI



Height	Colour/Material	Electrical specification	Art. no.	Price £
90 cm	Chrome, stainless steel	220-240V, 50Hz, 90W	8109001	564.-
	Black, powder-coated steel	220-240V, 50Hz, 97W	8109002	564.-

KVIKA



Height	Colour/Material	Electrical specification	Art. no.	Price £
120 cm	Chrome, stainless steel	220-240V, 50Hz, 90W	8112021	527.-
	Black, powder-coated steel	220-240V, 50Hz, 97W	8112022	527.-

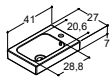
HYDRA



Height	Colour/Material	Electrical specification	Art. no.	Price £
140 cm	Chrome, stainless steel	220-240V, 50Hz, 17W	8114021	329.-
	Black, powder-coated steel	220-240V, 50Hz, 22W	8114022	329.-

BASIN FOR VANITY UNITS - DEPTH 26 CM

MICRO MENUET



Colour/Material

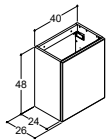
White gloss
With tap hole
Sanitary porcelain

40 cm

Art. no.	Price £
534404003	208.-
Tolerance -5/+4 mm	

VANITY UNITS WITH 1 DOOR - DEPTH 26 CM

VANITY UNITS - HEIGHT 48 CM



Colour

PRICE GROUP #1

White matt
White gloss
Grey matt
Nordic oak
Ash grey
Brown oak
White matt foil, integrated handle
Black matt, integrated handle

PRICE GROUP #2

White matt lacquer, integrated handle
Black rubber, integrated handle
Grey rubber, integrated handle

PRICE GROUP #3

Driftwood, integrated handle
Bespoke colour, integrated handle
Start-up fee per bespoke colour
One-off surcharge per bespoke colour regardless number of products

40 cm

LEFT HAND HINGED

Art. no.	Price £
M01-1210	264.-
M01-1212	264.-
M01-1203	264.-
M01-1225	264.-
M01-1298	264.-
M01-1252	264.-
M01-2243	264.-
M01-2264	264.-
M01-2271	376.-
M01-2237	376.-
M01-2267	376.-
M01-2236	438.-
M01-2299	438.-
BI1	154.-

RIGHT HAND HINGED

Art. no.	Price £
M01-1110	264.-
M01-1112	264.-
M01-1103	264.-
M01-1125	264.-
M01-1198	264.-
M01-1152	264.-
M01-2143	264.-
M01-2164	264.-
M01-2171	376.-
M01-2137	376.-
M01-2167	376.-
M01-2136	438.-
M01-2199	438.-
BI1	154.-

OPTIONAL EXTRAS - FITTED/PACKED IN VANITY UNITS

LED downlight to floor (IP44 approved)

Art. no.	Price £
UL40 LED 4,4W, 3150K, 310lm	206.-

Art. no.	Price £
UL40 LED 4,4W, 3150K 310lm	206.-

For units with plain fronts

Push-open

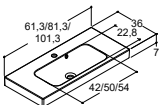
PO30-40	0.-
---------	-----

PO30-40	0.-
---------	-----

Please find handles for units with plain fronts on page 108

BASINS FOR VANITY UNITS - DEPTH 35 CM

MINI MENUET



Colour/Material

White gloss
With tap hole
Sanitary porcelain

60 cm

Art. no.	Price £
534306003	327.-
Tolerance -5/+6 mm	

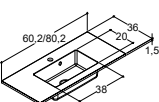
80 cm

Art. no.	Price £
534308003	389.-
Tolerance -5/+8 mm	

100 cm

Art. no.	Price £
534310003	495.-
Tolerance -5/+10 mm	

MINI MINORE



Colour/Material

White matt
With tap hole
Without tap hole
Solid surface

Art. no.	Price £
337206203	354.-
337206103	354.-
Tolerance -0/+3 mm	

Art. no.	Price £
337208203	414.-
337208103	414.-
Tolerance -0/+3 mm	

Art. no.	Price £
-	-
-	-

VANITY UNITS WITH 2 DRAWERS - DEPTH 35 CM

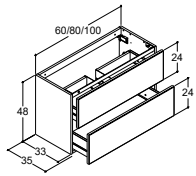
PRICE LIST / DANSANI LUNA

60 cm

80 cm

100 cm

VANITY UNITS WITH A CUT-OUT FOR WASTE FITTINGS IN TOP DRAWER - HEIGHT 48 CM



Colour

PRICE GROUP #1

White matt
White gloss
Grey matt
Nordic oak
Ash grey
Brown oak
White matt foil, integrated handle
Black matt, integrated handle

PRICE GROUP #2

White matt lacquer, integrated handle
Black rubber, integrated handle
Grey rubber, integrated handle

PRICE GROUP #3

Driftwood, integrated handle
Bespoke colour, integrated handle
Start-up fee per bespoke colour

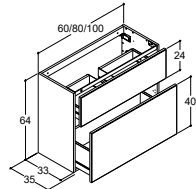
One-off surcharge per bespoke colour regardless number of products

Art. no.	Price £
M02-1010	679.-
M02-1012	679.-
M02-1003	679.-
M02-1025	679.-
M02-1098	679.-
M02-1052	679.-
M02-2043	679.-
M02-2064	679.-
M02-2071	1,106.-
M02-2037	1,106.-
M02-2067	1,106.-
M02-2036	1,319.-
M02-2099	1,319.-
BI1	154.-

Art. no.	Price £
M03-1010	767.-
M03-1012	767.-
M03-1003	767.-
M03-1025	767.-
M03-1098	767.-
M03-1052	767.-
M03-2043	767.-
M03-2064	767.-
M03-2071	1,246.-
M03-2037	1,246.-
M03-2067	1,246.-
M03-2036	1,481.-
M03-2099	1,481.-
BI1	154.-

Art. no.	Price £
M04-1010	852.-
M04-1012	852.-
M04-1003	852.-
M04-1025	852.-
M04-1098	852.-
M04-1052	852.-
M04-2043	852.-
M04-2064	852.-
M04-2071	1,357.-
M04-2037	1,357.-
M04-2067	1,357.-
M04-2036	1,613.-
M04-2099	1,613.-
BI1	154.-

VANITY UNITS WITH CUT-OUT FOR WASTE FITTINGS IN TOP DRAWER - HEIGHT 64 CM



Colour

PRICE GROUP #1

White matt
White gloss
Grey matt
Nordic oak
Ash grey
Brown oak
White matt foil, integrated handle
Black matt, integrated handle

PRICE GROUP #2

White matt lacquer, integrated handle
Black rubber, integrated handle
Grey rubber, integrated handle

PRICE GROUP #3

Driftwood, integrated handle
Bespoke colour, integrated handle
Start-up fee per bespoke colour

One-off surcharge per bespoke colour regardless number of products

Art. no.	Price £
M05-1010	679.-
M05-1012	679.-
M05-1003	679.-
M05-1025	679.-
M05-1098	679.-
M05-1052	679.-
M05-2043	679.-
M05-2064	679.-
M05-2071	1,106.-
M05-2037	1,106.-
M05-2067	1,106.-
M05-2036	1,319.-
M05-2099	1,319.-
BI1	154.-

Art. no.	Price £
M06-1010	767.-
M06-1012	767.-
M06-1003	767.-
M06-1025	767.-
M06-1098	767.-
M06-1052	767.-
M06-2043	767.-
M06-2064	767.-
M06-2071	1,246.-
M06-2037	1,246.-
M06-2067	1,246.-
M06-2036	1,481.-
M06-2099	1,481.-
BI1	154.-

Art. no.	Price £
M07-1010	852.-
M07-1012	852.-
M07-1003	852.-
M07-1025	852.-
M07-1098	852.-
M07-1052	852.-
M07-2043	852.-
M07-2064	852.-
M07-2071	1,357.-
M07-2037	1,357.-
M07-2067	1,357.-
M07-2036	1,613.-
M07-2099	1,613.-
BI1	154.-

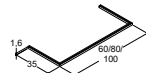
OPTIONAL EXTRAS - FITTED/PACKED IN VANITY UNITS

LED light in drawers (IP44 approved)

LED downlight to floor (IP44 approved)

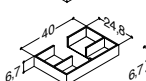
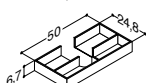
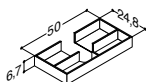
Cut-out for waste fittings in bottom drawer

LED lighting profile between basin and vanity unit (IP44 approved)



Dimmable with touch control
NB! Cannot be combined with
Mini Minore

Drawer dividers for top drawer. Designed for a fitted look.



For units with plain fronts

Push-open

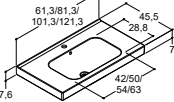
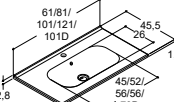
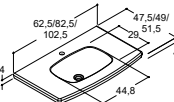
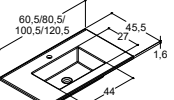
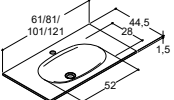
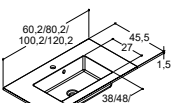
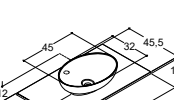
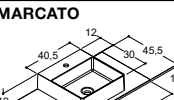
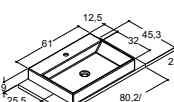
Please find handles for units with plain fronts on page 108

Art. no.	Price £
LS2SK60	192.-
LED 2x2,4W, 3150K, 2x185lm	
UL60	206.-
LED 4,4W, 3150K, 310lm	
UDSK	0.-
LR6035	144.-
LED 9,4W, 3150K, 780lm	
SI6035	70.-
PO2SK	134.-

Art. no.	Price £
LS2SK80	212.-
LED 2x3,4W, 3150K, 2x265lm	
UL80	206.-
LED 6,3W, 3150K, 560lm	
UDSK	0.-
LR8035	150.-
LED 10,8W, 3150K, 900lm	
SI8035	135.-
PO2SK	134.-

Art. no.	Price £
LS2SK100	234.-
LED 2x4,4W, 3150K, 2x340lm	
UL100	206.-
LED 6,3W, 3150K, 560lm	
UDSK	0.-
LR10035	166.-
LED 12,3W, 3150K, 1020lm	
SI10035	150.-
PO2SK	134.-

CENTRE BASINS FOR VANITY UNITS - DEPTH 44 CM

		60 cm		80 cm		100 cm		120 cm		80-275 cm*		
MENUET		Colour/Material	Art. no.	Price £	Art. no.	Price £	Art. no.	Price £	Art. no.	Price £	Art. no.	Price £
	White gloss											
	With tap hole		534806003	354.-	534808003	414.-	534110103	656.-	534212103	712.-	-	-
	Sanitary porcelain		Tolerance -5/+6 mm		Tolerance -5/+8 mm		Tolerance -5/+10 mm		Tolerance -5/+12 mm			
KANTATE		Colour/Material	Art. no.	Price £	Art. no.	Price £	Art. no.	Price £	Art. no.	Price £	Art. no.	Price £
	White gloss											
	With 1 tap hole		531906003	354.-	531908003	414.-	531910003	656.-	531912003	712.-	-	-
	With 2 tap holes, wider bowl area		-	-	-	-	531911003	788.-	-	-	-	-
	Without tap hole		531906103	354.-	531908103	414.-	531910103	656.-	531912103	712.-	-	-
	Without tap hole, wider bowl area		-	-	-	-	531911103	788.-	-	-	-	-
	Sanitary porcelain		Tolerance -5/+6 mm		Tolerance -5/+8 mm		Tolerance -5/+10 mm		Tolerance -5/+12 mm			
ARC		Colour/Material	Art. no.	Price £	Art. no.	Price £	Art. no.	Price £	Art. no.	Price £	Art. no.	Price £
	White gloss											
	With tap hole		531506003	354.-	531508003	414.-	531510003	656.-	-	-	-	-
	Sanitary porcelain		Tolerance -5/+6 mm		Tolerance -5/+8 mm		Tolerance -5/+10 mm		Without overflow hole. NB: please note product information page 116. Can be installed with concealed overflow kit. See page 113			
EDGE		Colour/Material	Art. no.	Price £	Art. no.	Price £	Art. no.	Price £	Art. no.	Price £	Art. no.	Price £
	White gloss											
	With tap hole		531406003	354.-	531408003	414.-	531410003	656.-	531412003	712.-	-	-
	Sanitary porcelain		Tolerance -5/+6 mm		Tolerance -5/+8 mm		Tolerance -5/+10 mm		Tolerance -5/+12 mm			
Without overflow hole. NB: please note product information page 116. Can be installed with concealed overflow kit. See page 113												
LARGO		Colour/Material	Art. no.	Price £	Art. no.	Price £	Art. no.	Price £	Art. no.	Price £	Art. no.	Price £
	Grey matt											
	With tap hole		530440307	354.-	530440407	414.-	530440507	656.-	530440607	712.-	-	-
	Glass		Tolerance -3/+3 mm		Tolerance -3/+3 mm		Tolerance -3/+3 mm		Tolerance -3/+3 mm			
Without overflow hole. NB: please note product information page 116. Can be installed with concealed overflow kit. See page 113												
MINORE		Colour/Material	Art. no.	Price £	Art. no.	Price £	Art. no.	Price £	Art. no.	Price £	Art. no.	Price £
	White matt											
	With tap hole		337106003	576.-	337108003	689.-	337110003	788.-	337112003	885.-	-	-
	Without tap hole		337106103	576.-	337108103	689.-	337110103	788.-	337112103	885.-	-	-
	Solid surface		Tolerance -0/+3 mm		Tolerance -0/+3 mm		Tolerance -0/+3 mm		Tolerance -0/+3 mm			
SONATE		Colour/Material	Art. no.	Price £	Art. no.	Price £	Art. no.	Price £	Art. no.	Price £	Art. no.	Price £
	White matt											
	With tap hole		BS01-043	860.-	BS02-043	937.-	BS03-043	1,003.-	BS04-043	1,067.-	-	-
	Without tap hole		BS01-143	860.-	BS02-143	937.-	BS03-143	1,003.-	BS04-143	1,067.-	-	-
	Solid surface		Tolerance -0/+3 mm		Tolerance -0/+3 mm		Tolerance -0/+3 mm		Tolerance -0/+3 mm			
Without overflow hole. NB: please note product information page 116.												
MARCATO		Colour/Material	Art. no.	Price £	Art. no.	Price £	Art. no.	Price £	Art. no.	Price £	Art. no.	Price £
	White matt											
	With tap hole		BM01-043	860.-	BM02-043	937.-	BM03-043	1,003.-	BM04-043	1,067.-	-	-
	Without tap hole		BM01-143	860.-	BM02-143	937.-	BM03-143	1,003.-	BM04-143	1,067.-	-	-
	Solid surface		Tolerance -0/+3 mm		Tolerance -0/+3 mm		Tolerance -0/+3 mm		Tolerance -0/+3 mm			
Without overflow hole. NB: please note product information page 116.												
CANTO		Colour/Material	Art. no.	Price £	Art. no.	Price £	Art. no.	Price £	Art. no.	Price £	Art. no.	Price £
	Grey matt/white gloss											
	With tap hole		-	-	BC01-003	743.-	BC02-003	770.-	BC03-003	787.-	Please enquire for price*	
	Without tap hole		-	-	BC01-103	743.-	BC02-103	770.-	BC03-103	787.-	Please enquire for price*	
	Nordic oak/white gloss											
	With tap hole		-	-	BC01-025	743.-	BC02-025	770.-	BC03-025	787.-	Please enquire for price*	
	Without tap hole		-	-	BC01-125	743.-	BC02-125	770.-	BC03-125	787.-	Please enquire for price*	
	Ash grey/white gloss											
	With tap hole		-	-	BC01-098	743.-	BC02-098	770.-	BC03-098	787.-	Please enquire for price*	
	Without tap hole		-	-	BC01-198	743.-	BC02-198	770.-	BC03-198	787.-	Please enquire for price*	
	Brown oak/white gloss											
With tap hole		-	-	BC01-052	743.-	BC02-052	770.-	BC03-052	787.-	Please enquire for price*		
Without tap hole		-	-	BC01-152	743.-	BC02-152	770.-	BC03-152	787.-	Please enquire for price*		
	Wood/Sanitary porcelain											
Without overflow hole. NB: please note product information page 116. Can be installed with concealed overflow kit. See page 113												

Without overflow hole. NB: please note product information page 116. Can be installed with concealed overflow kit. See page 113
 *Can be made in bespoke measurements. Please send drawing with accurate dimensions for pricing.

RIGHT-HANDED BASINS FOR VANITY UNITS - DEPTH 44 CM

		120 cm		160 cm		200 cm		120-275 cm*	
SONATE	Colour/Material	Art. no.	Price £	Art. no.	Price £	Art. no.	Price £	Art. no.	Price £
	White matt								
	With tap hole	BS05-043	1,067.-	BS08-043	1,197.-	BS11-043	1,328.-	-	-
	Without tap hole	BS05-143	1,067.-	BS08-143	1,197.-	BS11-143	1,328.-	-	-
	Solid surface	Tolerance -0/+3 mm		Tolerance -0/+3 mm		Tolerance -0/+3 mm			

Without overflow hole. NB: please note product information page 116.

MARCATO	Colour/Material	Art. no.	Price £	Art. no.	Price £	Art. no.	Price £	Art. no.	Price £
	White matt								
	With tap hole	BM05-043	1,067.-	BM08-043	1,197.-	BM11-043	1,328.-	-	-
	Without tap hole	BM05-143	1,067.-	BM08-143	1,197.-	BM11-143	1,328.-	-	-
	Solid surface	Tolerance -0/+3 mm		Tolerance -0/+3 mm		Tolerance -0/+3 mm			

Without overflow hole. NB: please note product information page 116.

CANTO	Colour/Material	Art. no.	Price £	Art. no.	Price £	Art. no.	Price £	Art. no.	Price £
	Grey matt/white gloss								
	With tap hole	-	-	BC04-003	902.-	BC07-003	959.-		Please enquire for price*
	Without tap hole	-	-	BC04-103	902.-	BC07-103	959.-		Please enquire for price*
	Nordic oak/white gloss								
	With tap hole	-	-	BC04-025	902.-	BC07-025	959.-		Please enquire for price*
	Without tap hole	-	-	BC04-125	902.-	BC07-125	959.-		Please enquire for price*
	Ash grey/white gloss								
	With tap hole	-	-	BC04-098	902.-	BC07-098	959.-		Please enquire for price*
	Without tap hole	-	-	BC04-198	902.-	BC07-198	959.-		Please enquire for price*
	Brown oak/white gloss								
	With tap hole	-	-	BC04-052	902.-	BC07-052	959.-		Please enquire for price*
	Without tap hole	-	-	BC04-152	902.-	BC07-152	959.-		Please enquire for price*
	Wood/Sanitary porcelain								

Without overflow hole. NB: please note product information page 116. Can be installed with concealed overflow kit. See page 113

*Can be made in bespoke measurements. Please send drawing with accurate dimensions for pricing.

LEFT-HANDED BASINS FOR VANITY UNITS - DEPTH 44 CM

SONATE	Colour/Material	Art. no.	Price £	Art. no.	Price £	Art. no.	Price £	Art. no.	Price £
	White matt								
	With tap hole	BS06-043	1,067.-	BS09-043	1,197.-	BS12-043	1,328.-	-	-
	Without tap hole	BS06-143	1,067.-	BS09-143	1,197.-	BS12-143	1,328.-	-	-
	Solid surface	Tolerance -0/+3 mm		Tolerance -0/+3 mm		Tolerance -0/+3 mm			

Without overflow hole. NB: please note product information page 116.

MARCATO	Colour/Material	Art. no.	Price £	Art. no.	Price £	Art. no.	Price £	Art. no.	Price £
	White matt								
	With tap hole	BM06-043	1,067.-	BM09-043	1,197.-	BM12-043	1,328.-	-	-
	Without tap hole	BM06-143	1,067.-	BM09-143	1,197.-	BM12-143	1,328.-	-	-
	Solid surface	Tolerance -0/+3 mm		Tolerance -0/+3 mm		Tolerance -0/+3 mm			

Without overflow hole. NB: please note product information page 116.

CANTO	Colour/Material	Art. no.	Price £	Art. no.	Price £	Art. no.	Price £	Art. no.	Price £
	Grey matt/white gloss								
	With tap hole	-	-	BC05-003	902.-	BC08-003	959.-		Please enquire for price*
	Without tap hole	-	-	BC05-103	902.-	BC08-103	959.-		Please enquire for price*
	Nordic oak/white gloss								
	With tap hole	-	-	BC05-025	902.-	BC08-025	959.-		Please enquire for price*
	Without tap hole	-	-	BC05-125	902.-	BC08-125	959.-		Please enquire for price*
	Ash grey/white gloss								
	With tap hole	-	-	BC05-098	902.-	BC08-098	959.-		Please enquire for price*
	Without tap hole	-	-	BC05-198	902.-	BC08-198	959.-		Please enquire for price*
	Brown oak/white gloss								
	With tap hole	-	-	BC05-052	902.-	BC08-052	959.-		Please enquire for price*
	Without tap hole	-	-	BC05-152	902.-	BC08-152	959.-		Please enquire for price*
	Wood/Sanitary porcelain								

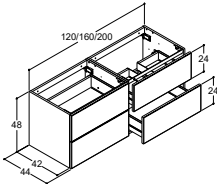













Without overflow hole. NB: please note product information page 116. Can be installed with concealed overflow kit. See page 113

*Can be made in bespoke measurements. Please send drawing with accurate dimensions for pricing.

VANITY UNITS AND CABINETS WITH 4 DRAWERS - DEPTH 44 CM

NB! PLEASE ORDER 2 ART. NO.

PRICE LIST / DANSANI LUNA

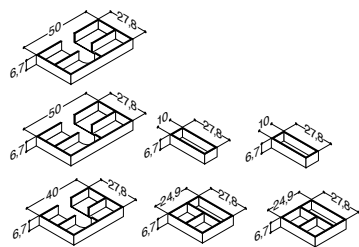
			120 cm		160 cm		200 cm	
VANITY UNITS, OF WHICH ONE HAS A CUT-OUT IN TOP DRAWER FOR WASTE FITTINGS - HEIGHT 48 CM								
	Colour		Art. no.	Price £	Art. no.	Price £	Art. no.	Price £
	PRICE GROUP #1							
		White matt	M08-1010	700.-	M09-1010	792.-	M10-1010	880.-
			+ M19-1010	700.-	+ M20-1010	792.-	+ M21-1010	880.-
		White gloss	M08-1012	700.-	M09-1012	792.-	M10-1012	880.-
			+ M19-1012	700.-	+ M20-1012	792.-	+ M21-1012	880.-
		Grey matt	M08-1003	700.-	M09-1003	792.-	M10-1003	880.-
			+ M19-1003	700.-	+ M20-1003	792.-	+ M21-1003	880.-
		Nordic oak	M08-1025	700.-	M09-1025	792.-	M10-1025	880.-
			+ M19-1025	700.-	+ M20-1025	792.-	+ M21-1025	880.-
	Ash grey	M08-1098	700.-	M09-1098	792.-	M10-1098	880.-	
		+ M19-1098	700.-	+ M20-1098	792.-	+ M21-1098	880.-	
	Brown oak	M08-1052	700.-	M09-1052	792.-	M10-1052	880.-	
		+ M19-1052	700.-	+ M20-1052	792.-	+ M21-1052	880.-	
	White matt foil, integrated handle	M08-2043	700.-	M09-2043	792.-	M10-2043	880.-	
		+ M19-2043	700.-	+ M20-2043	792.-	+ M21-2043	880.-	
	Black matt, integrated handle	M08-2064	700.-	M09-2064	792.-	M10-2064	880.-	
		+ M19-2064	700.-	+ M20-2064	792.-	+ M21-2064	880.-	
PRICE GROUP #2								
	White matt lacquer, integrated handle	M08-2071	1,176.-	M09-2071	1,295.-	M10-2071	1,413.-	
		+ M19-2071	1,176.-	+ M20-2071	1,295.-	+ M21-2071	1,413.-	
	Black rubber, integrated handle	M08-2037	1,176.-	M09-2037	1,295.-	M10-2037	1,413.-	
		+ M19-2037	1,176.-	+ M20-2037	1,295.-	+ M21-2037	1,413.-	
	Grey rubber, integrated handle	M08-2067	1,176.-	M09-2067	1,295.-	M10-2067	1,413.-	
		+ M19-2067	1,176.-	+ M20-2067	1,295.-	+ M21-2067	1,413.-	
PRICE GROUP #3								
	Driftwood, integrated handle	M08-2036	1,405.-	M09-2036	1,541.-	M10-2036	1,678.-	
		+ M19-2036	1,405.-	+ M20-2036	1,541.-	+ M21-2036	1,678.-	
	Bespoke colour, integrated handle	M08-2099	1,405.-	M09-2099	1,541.-	M10-2099	1,678.-	
		+ M19-2099	1,405.-	+ M20-2099	1,541.-	+ M21-2099	1,678.-	
Start-up fee per bespoke colour		BI1	154.-	BI1	154.-	BI1	154.-	
One-off surcharge per bespoke colour regardless number of products								

OPTIONAL EXTRAS - FITTED/PACKED IN VANITY UNITS/CABINETS

LED light in drawers (IP44 approved)

LED downlight to floor (IP44 approved)

Drawer dividers for top drawer. Designed for a fitted look. For vanity units only.



For units with plain fronts

Push-open

Please find handles for units with plain fronts on page 108

Art. no.	Price £	Art. no.	Price £	Art. no.	Price £
2 x LS2SK60 each 192.- LED 2x2,4W, 3150K, 2x185lm		2 x LS2SK80 each 212.- LED 2x3,4W, 3150K, 2x265lm		2 x LS2SK100 each 234.- LED 2x4,4W, 3150K, 2x340lm	
2 x UL60 each 206.- LED 5,1W, 3150K, 420lm		2 x UL80 each 206.- LED 6,3W, 3150K, 560lm		2 x UL100 each 206.- LED 6,3W, 3150K, 560lm	
SI6044	70.-	SI8044	135.-	SI10044	150.-
2 x PO2SK each 134.-		2 x PO2SK each 134.-		2 x PO2SK each 134.-	

DOUBLE BASINS FOR VANITY UNITS - DEPTH 44 CM

		120 cm		160 cm		200 cm		160-275 cm*		
	MENUET	Colour/Material	Art. no.	Price £	Art. no.	Price £	Art. no.	Price £	Art. no.	Price £
		White gloss								
		With tap hole	534812203	854.-	-	-	-	-	-	-
		Sanitary porcelain	Tolerance -5/+12 mm							
	KANTATE	Colour/Material	Art. no.	Price £	Art. no.	Price £	Art. no.	Price £	Art. no.	Price £
		White gloss								
		With tap hole	531922003	854.-	531926003	1,152.-	-	-	-	-
		Without tap hole	531922103	854.-	531926103	1,152.-	-	-	-	-
	Sanitary porcelain	Tolerance -5/+12 mm		Tolerance -5/+16 mm						
	EDGE	Colour/Material	Art. no.	Price £	Art. no.	Price £	Art. no.	Price £	Art. no.	Price £
		White gloss								
		With tap hole	531402003	854.-	-	-	-	-	-	-
		Sanitary porcelain	Tolerance -5/+12 mm							
Without overflow hole. NB: please note product information page 116. Can be installed with concealed overflow kit. See page 113										
	LARGO	Colour/Material	Art. no.	Price £	Art. no.	Price £	Art. no.	Price £	Art. no.	Price £
		Grey matt								
		With tap hole	530441607	854.-	-	-	-	-	-	-
		Glass	Tolerance -3/+3 mm							
Without overflow hole. NB: please note product information page 116. Can be installed with concealed overflow kit. See page 113										
	MINORE	Colour/Material	Art. no.	Price £	Art. no.	Price £	Art. no.	Price £	Art. no.	Price £
		White matt								
		With tap hole	337112203	1,042.-	337116203	1,250.-	-	-	-	-
		Without tap hole	337112303	1,042.-	337116303	1,250.-	-	-	-	-
	Solid surface	Tolerance -0/+3 mm		Tolerance -0/+3 mm						
Without overflow hole. NB: please note product information page 116. Can be installed with concealed overflow kit. See page 113										
	SONATE	Colour/Material	Art. no.	Price £	Art. no.	Price £	Art. no.	Price £	Art. no.	Price £
		White matt								
		With tap hole	BS07-043	1,543.-	BS10-043	1,673.-	BS13-043	1,804.-	-	-
		Without tap hole	BS07-143	1,543.-	BS10-143	1,673.-	BS13-143	1,804.-	-	-
	Solid surface	Tolerance -0/+3 mm		Tolerance -0/+3 mm		Tolerance -0/+3 mm				
Without overflow hole. NB: please note product information page 116.										
	MARCATO	Colour/Material	Art. no.	Price £	Art. no.	Price £	Art. no.	Price £	Art. no.	Price £
		White matt								
		With tap hole	BM07-043	1,543.-	BM10-043	1,673.-	BM13-043	1,804.-	-	-
		Without tap hole	BM07-143	1,543.-	BM10-143	1,673.-	BM13-143	1,804.-	-	-
	Solid surface	Tolerance -0/+3 mm		Tolerance -0/+3 mm		Tolerance -0/+3 mm				
Without overflow hole. NB: please note product information page 116.										
	CANTO	Colour/Material	Art. no.	Price £	Art. no.	Price £	Art. no.	Price £	Art. no.	Price £
		Grey matt/white gloss								
		With tap hole	-	-	BC06-003	1,495.-	BC09-003	1,553.-	Please enquire for price*	
		Without tap hole	-	-	BC06-103	1,495.-	BC09-103	1,553.-	Please enquire for price*	
		Nordic oak/white gloss								
		With tap hole	-	-	BC06-025	1,495.-	BC09-025	1,553.-	Please enquire for price*	
		Without tap hole	-	-	BC06-125	1,495.-	BC09-125	1,553.-	Please enquire for price*	
		Ash grey/white gloss								
		With tap hole	-	-	BC06-098	1,495.-	BC09-098	1,553.-	Please enquire for price*	
		Without tap hole	-	-	BC06-198	1,495.-	BC09-198	1,553.-	Please enquire for price*	
		Brown oak/white gloss								
		With tap hole	-	-	BC06-052	1,495.-	BC09-052	1,553.-	Please enquire for price*	
		Without tap hole	-	-	BC06-152	1,495.-	BC09-152	1,553.-	Please enquire for price*	
	Wood/Sanitary porcelain									
Without overflow hole. NB: please note product information page 116. Can be installed with concealed overflow kit. See page 113										
*Can be made in bespoke measurements. Please send drawing with accurate dimensions for pricing.										

VANITY UNITS FOR DOUBLE BASINS - DEPTH 44 CM

NB! ORDER 2 PCS. FOR 4 DRAWERS

PRICE LIST / DANSANI LUNA

		120 cm for 2 drawers	120 cm for 4 drawers	160 cm for 4 drawers	200 cm for 4 drawers
VANITY UNITS WITH 2 CUT-OUTS FOR WASTE FITTINGS IN TOP DRAWER/S - HEIGHT 48 CM					
Colour	Art. no.	Price £	Art. no.	Price £	Art. no. Price £
PRICE GROUP #1					
White matt	M12-1010	1,012.-	2 × M08-1010 each	700.-	2 × M09-1010 each 792.-
White gloss	M12-1012	1,012.-	2 × M08-1012 each	700.-	2 × M09-1012 each 792.-
Grey matt	M12-1003	1,012.-	2 × M08-1003 each	700.-	2 × M09-1003 each 792.-
Nordic oak	M12-1025	1,012.-	2 × M08-1025 each	700.-	2 × M09-1025 each 792.-
Ash grey	M12-1098	1,012.-	2 × M08-1098 each	700.-	2 × M09-1098 each 792.-
Brown oak	M12-1052	1,012.-	2 × M08-1052 each	700.-	2 × M09-1052 each 792.-
White matt foil, int. handle*	M12-2043	1,012.-	2 × M08-2043 each	700.-	2 × M09-2043 each 792.-
Black matt, integrated handle	M12-2064	1,012.-	2 × M08-2064 each	700.-	2 × M09-2064 each 792.-
PRICE GROUP #2					
White matt lacquer, int. handle*	M12-2071	1,586.-	2 × M08-2071 each	1,176.-	2 × M09-2071 each 1,295.-
Black rubber, int. handle*	M12-2037	1,586.-	2 × M08-2037 each	1,176.-	2 × M09-2037 each 1,295.-
Grey rubber, integrated handle	M12-2067	1,586.-	2 × M08-2067 each	1,176.-	2 × M09-2067 each 1,295.-
PRICE GROUP #3					
Driftwood, integrated handle	M12-2036	1,884.-	2 × M08-2036 each	1,405.-	2 × M09-2036 each 1,541.-
Bespoke colour, int. handle* Start-up fee per bespoke colour	M12-2099 BI1	1,884.- 154.-	2 × M08-2099 each BI1	1,405.- 154.-	2 × M09-2099 each BI1
One-off surcharge per bespoke colour regardless number of products					

*Integrated handle

VANITY UNITS WITH 2 CUT-OUTS FOR WASTE FITTINGS IN TOP DRAWER/S - HEIGHT 64 CM

Colour	Art. no.	Price £	Art. no.	Price £	Art. no. Price £
PRICE GROUP #1					
White matt	M17-1010	1,012.-	2 × M13-1010 each	700.-	2 × M14-1010 each 792.-
White gloss	M17-1012	1,012.-	2 × M13-1012 each	700.-	2 × M14-1012 each 792.-
Grey matt	M17-1003	1,012.-	2 × M13-1003 each	700.-	2 × M14-1003 each 792.-
Nordic oak	M17-1025	1,012.-	2 × M13-1025 each	700.-	2 × M14-1025 each 792.-
Ash grey	M17-1098	1,012.-	2 × M13-1098 each	700.-	2 × M14-1098 each 792.-
Brown oak	M17-1052	1,012.-	2 × M13-1052 each	700.-	2 × M14-1052 each 792.-
White matt foil, int. handle*	M17-2043	1,012.-	2 × M13-2043 each	700.-	2 × M14-2043 each 792.-
Black matt, integrated handle	M17-2064	1,012.-	2 × M13-2064 each	700.-	2 × M14-2064 each 792.-
PRICE GROUP #2					
White matt lacquer, int. handle*	M17-2071	1,586.-	2 × M13-2071 each	1,176.-	2 × M14-2071 each 1,295.-
Black rubber, int. handle*	M17-2037	1,586.-	2 × M13-2037 each	1,176.-	2 × M14-2037 each 1,295.-
Grey rubber, integrated handle	M17-2067	1,586.-	2 × M13-2067 each	1,176.-	2 × M14-2067 each 1,295.-
PRICE GROUP #3					
Driftwood, integrated handle	M17-2036	1,884.-	2 × M13-2036 each	1,405.-	2 × M14-2036 each 1,541.-
Bespoke colour, int. handle* Start-up fee per bespoke colour	M17-2099 BI1	1,884.- 154.-	2 × M13-2099 each BI1	1,405.- 154.-	2 × M14-2099 each BI1
One-off surcharge per bespoke colour regardless number of products					

*Integrated handle

OPTIONAL EXTRAS - FITTED/PACKED IN VANITY UNITS

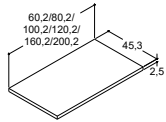
	Art. no.	Price £	Art. no.	Price £	Art. no. Price £
LED light in drawers (IP44 approved)	LS2SK120	255.- LED 2×5,3W, 3150K, 2×415lm	2 × LS2SK60 each	192.- LED 2×2,4W, 3150K, 2×185lm	2 × LS2SK80 each 212.- LED 2×3,4W, 3150K, 2×265lm
LED downlight to floor (IP44 approved)	UL120	206.- LED 8,3W, 3150K, 730lm	2 × UL60 each	206.- LED 5,1W, 3150K, 420lm	2 × UL80 each 206.- LED 6,3W, 3150K, 560lm
LED lighting profile between basin and vanity unit (IP44 approved)	LR12044	192.- LED 15W, 3150K, 1260lm	-	-	-
Dimmable with touch control NB! Cannot be combined with Minore, Sonate or Marcato					
Drawer dividers for top drawer. Designed for a fitted look.	SI12044D	140.-	2 × SI6044 each	70.-	2 × SI8044 each 135.-
Movable wooden tray for bottom drawer	SIB44	83.-	SIB44	83.-	SIB44 83.-
For units with plain fronts	PO2SK	134.-	2 × PO2SK each	134.-	2 × PO2SK each 134.-

Push-open

Please find handles for units with plain fronts on page 108

WORKTOP WITHOUT CUT-OUT FOR BASIN

WOODEN WORKTOP

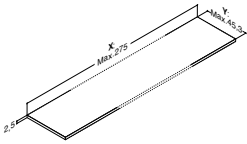


Colour
Grey matt
Nordic oak
Ash grey
Brown oak

For bespoke measurements see below

40 cm		60 cm		80 cm	
Art. no.	Price £	Art. no.	Price £	Art. no.	Price £
-	-	335906503	147.-	335908503	167.-
-	-	335906525	147.-	335908525	167.-
-	-	335906598	147.-	335908598	167.-
-	-	335906552	147.-	335908552	167.-

MADE TO MEASURE WOODEN WORKTOPS



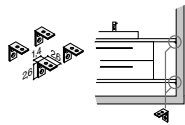
Colour
Grey matt
Nordic oak
Ash grey
Brown oak

*Worktops can be made to measure. Please send drawing with accurate dimensions.
Maximum: X 275,0 cm / Y 45,3 cm

Art. no.	Price £	Art. no.	Price £	Art. no.	Price £
-	-	-	-	-	-
-	-	-	-	-	-
-	-	-	-	-	-
-	-	-	-	-	-

OPTIONAL EXTRAS

4 fixing brackets for wall mounting

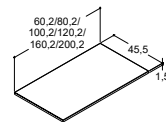


Steel

Art. no.	Price £	Art. no.	Price £	Art. no.	Price £
-	-	195050590	13.-	195050590	13.-

SOLID SURFACE WORKTOPS

NB! Requires full furniture support below the worktop



Colour
White matt

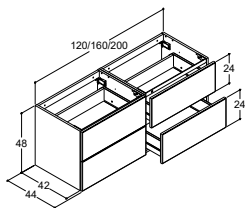
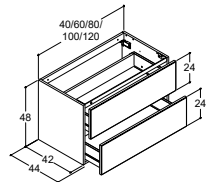
Can not be made to measure

Art. no.	Price £	Art. no.	Price £	Art. no.	Price £
-	-	337030043	384.-	337040043	461.-

CABINETS WITH 2 DRAWERS - DEPTH 44 CM

NB! ORDER 2 PCS. FOR 4 DRAWERS

CABINETS WITHOUT CUT-OUT FOR WASTE FITTINGS IN TOP DRAWER - HEIGHT 48 CM



Colour
PRICE GROUP #1
White matt
White gloss
Grey matt
Nordic oak
Ash grey
Brown oak
White matt foil, integrated handle
Black matt, integrated handle

PRICE GROUP #2
White matt lacquer, integrated handle
Black rubber, integrated handle
Grey rubber, integrated handle

PRICE GROUP #3
Driftwood, integrated handle
Bespoke colour, integrated handle
Start-up fee per bespoke colour
One-off surcharge per bespoke colour regardless number of products

Art. no.	Price £	Art. no.	Price £	Art. no.	Price £
M18-1010	607.-	M19-1010	700.-	M20-1010	792.-
M18-1012	607.-	M19-1012	700.-	M20-1012	792.-
M18-1003	607.-	M19-1003	700.-	M20-1003	792.-
M18-1025	607.-	M19-1025	700.-	M20-1025	792.-
M18-1098	607.-	M19-1098	700.-	M20-1098	792.-
M18-1052	607.-	M19-1052	700.-	M20-1052	792.-
M18-2043	607.-	M19-2043	700.-	M20-2043	792.-
M18-2064	607.-	M19-2064	700.-	M20-2064	792.-
M18-2071	910.-	M19-2071	1,176.-	M20-2071	1,295.-
M18-2037	910.-	M19-2037	1,176.-	M20-2037	1,295.-
M18-2067	910.-	M19-2067	1,176.-	M20-2067	1,295.-
M18-2036	1,092.-	M19-2036	1,405.-	M20-2036	1,541.-
M18-2099	1,092.-	M19-2099	1,405.-	M20-2099	1,541.-
BI1	154.-	BI1	154.-	BI1	154.-

OPTIONAL EXTRAS - FITTED/PACKED IN CABINETS

LED light in drawers (IP44 approved)

LED downlight to floor (IP44 approved)

For units with plain fronts

Push-open

Please find handles for units with plain fronts on page 108

Art. no.	Price £	Art. no.	Price £	Art. no.	Price £
LS2SK40	170.-	LS2SK60	192.-	LS2SK80	212.-
LED 2x1,9W, 3150K, 2x125lm		LED 2x2,4W, 3150K, 2x185lm		LED 2x3,4W, 3150K, 2x265lm	
UL40	206.-	UL60	206.-	UL80	206.-
LED 4,4W, 3150K, 310lm		LED 5,1W, 3150K, 420lm		LED 6,3W, 3150K, 560lm	
PO2SK	134.-	PO2SK	134.-	PO2SK	134.-

100 cm		120 cm for 2 drawers		120 cm for 4 drawers		160 cm for 4 drawers		200 cm for 4 drawers		0-275 cm*	
Art. no.	Price £	Art. no.	Price £	Art. no.	Price £	Art. no.	Price £	Art. no.	Price £	Art. no.	Price £
335910503	195.-	335912503	211.-	335912503	211.-	335916503	327.-	335920503	383.-	-	-
335910525	195.-	335912525	211.-	335912525	211.-	335916525	327.-	335920525	383.-	-	-
335910598	195.-	335912598	211.-	335912598	211.-	335916598	327.-	335920598	383.-	-	-
335910552	195.-	335912552	211.-	335912552	211.-	335916552	327.-	335920552	383.-	-	-

Art. no.	Price £	Art. no.	Price £	Art. no.	Price £	Art. no.	Price £	Art. no.	Price £	Art. no.	Price £
-	-	-	-	-	-	-	-	-	-		Please enquire for price*
-	-	-	-	-	-	-	-	-	-		Please enquire for price*
-	-	-	-	-	-	-	-	-	-		Please enquire for price*
-	-	-	-	-	-	-	-	-	-		Please enquire for price*

Art. no.	Price £
195050590	13.-

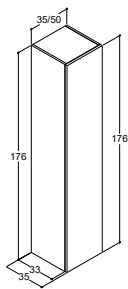
Art. no.	Price £	Art. no.	Price £	Art. no.	Price £	Art. no.	Price £	Art. no.	Price £	Art. no.	Price £
337050043	526.-	337060043	590.-	337060043	590.-	337080043	720.-	337000043	851.-	-	-

Art. no.	Price £	Art. no.	Price £	Art. no.	Price £	Art. no.	Price £	Art. no.	Price £	Art. no.	Price £
M21-1010	880.-	M22-1010	1,012.-	2 × M19-1010	each 700.-	2 × M20-1010	each 792.-	2 × M21-1010	each 880.-	-	-
M21-1012	880.-	M22-1012	1,012.-	2 × M19-1012	each 700.-	2 × M20-1012	each 792.-	2 × M21-1012	each 880.-	-	-
M21-1003	880.-	M22-1003	1,012.-	2 × M19-1003	each 700.-	2 × M20-1003	each 792.-	2 × M21-1003	each 880.-	-	-
M21-1025	880.-	M22-1025	1,012.-	2 × M19-1025	each 700.-	2 × M20-1025	each 792.-	2 × M21-1025	each 880.-	-	-
M21-1098	880.-	M22-1098	1,012.-	2 × M19-1098	each 700.-	2 × M20-1098	each 792.-	2 × M21-1098	each 880.-	-	-
M21-1052	880.-	M22-1052	1,012.-	2 × M19-1052	each 700.-	2 × M20-1052	each 792.-	2 × M21-1052	each 880.-	-	-
M21-2043	880.-	M22-2043	1,012.-	2 × M19-2043	each 700.-	2 × M20-2043	each 792.-	2 × M21-2043	each 880.-	-	-
M21-2064	880.-	M22-2064	1,012.-	2 × M19-2064	each 700.-	2 × M20-2064	each 792.-	2 × M21-2064	each 880.-	-	-
M21-2071	1,413.-	M22-2071	1,586.-	2 × M19-2071	each 1,176.-	2 × M20-2071	each 1,295.-	2 × M21-2071	each 1,413.-	-	-
M21-2037	1,413.-	M22-2037	1,586.-	2 × M19-2037	each 1,176.-	2 × M20-2037	each 1,295.-	2 × M21-2037	each 1,413.-	-	-
M21-2067	1,413.-	M22-2067	1,586.-	2 × M19-2067	each 1,176.-	2 × M20-2067	each 1,295.-	2 × M21-2067	each 1,413.-	-	-
M21-2036	1,678.-	M22-2036	1,884.-	2 × M19-2036	each 1,405.-	2 × M20-2036	each 1,541.-	2 × M21-2036	each 1,678.-	-	-
M21-2099 BI1	1,678.- 154.-	M22-2099 BI1	1,884.- 154.-	2 × M19-2099 BI1	each 1,405.- 154.-	2 × M20-2099 BI1	each 1,541.- 154.-	2 × M21-2099 BI1	each 1,678.- 154.-	-	-

Art. no.	Price £	Art. no.	Price £	Art. no.	Price £	Art. no.	Price £	Art. no.	Price £	Art. no.	Price £
LS2SK100	234.- <i>LED 2x4,4W, 3150K, 2x340lm</i>	LS2SK120	255.- <i>LED 2x5,3W, 3150K, 2x415lm</i>	2 x LS2SK60	each 192.- <i>LED 2x2,4W, 3150K, 2x185lm</i>	2 x LS2SK80	each 212.- <i>LED 2x3,4W, 3150K, 2x265lm</i>	2 x LS2SK100	each 234.- <i>LED 2x4,4W, 3150K, 2x340lm</i>	-	-
UL100	206.- <i>LED 6,3W, 3150K, 560lm</i>	UL120	206.- <i>LED 8,3W, 3150K, 730lm</i>	2 x UL60	each 206.- <i>LED 2x5,1W, 3150K, 2x420lm</i>	2 x UL80	each 206.- <i>LED 2x6,3W, 3150K, 2x560lm</i>	2 x UL100	each 206.- <i>LED 2x6,3W, 3150K, 2x560lm</i>	-	-
PO2SK	134.-	PO2SK	134.-	2 x PO2SK	each 134.-	2 x PO2SK	each 134.-	2 x PO2SK	each 134.-	-	-

TALL CABINETS

TALL CABINETS WITH 1 WOODEN SHELF AND 5 GLASS SHELVES



Colour

PRICE GROUP #1

White matt
White gloss
Grey matt
Nordic oak
Ash grey
Brown oak
White matt foil, con.handle*
Black matt, concealed handle

PRICE GROUP #2

White matt lacquer, con. handle*
Black rubber, con. handle*
Grey rubber, concealed handle

PRICE GROUP #3

Driftwood, concealed handle
Bespoke colour, con. handle*
Start-up fee per bespoke colour

*concealed handle

One-off surcharge per bespoke colour regardless number of products

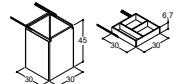
35 cm			
LEFT HAND HINGED		RIGHT HAND HINGED	
Art. no.	Price £	Art. no.	Price £
M24-1210	620.-	M24-1110	620.-
M24-1212	620.-	M24-1112	620.-
M24-1203	620.-	M24-1103	620.-
M24-1225	620.-	M24-1125	620.-
M24-1298	620.-	M24-1198	620.-
M24-1252	620.-	M24-1152	620.-
M24-2243	620.-	M24-2143	620.-
M24-2264	620.-	M24-2164	620.-
M24-2271	987.-	M24-2171	987.-
M24-2237	987.-	M24-2137	987.-
M24-2267	987.-	M24-2167	987.-
M24-2236	1,235.-	M24-2136	1,235.-
M24-2299	1,235.-	M24-2199	1,235.-
BI1	154.-	BI1	154.-

50 cm			
LEFT HAND HINGED		RIGHT HAND HINGED	
Art. no.	Price £	Art. no.	Price £
M25-1210	679.-	M25-1110	679.-
M25-1212	679.-	M25-1112	679.-
M25-1203	679.-	M25-1103	679.-
M25-1225	679.-	M25-1125	679.-
M25-1298	679.-	M25-1198	679.-
M25-1252	679.-	M25-1152	679.-
M25-2243	679.-	M25-2143	679.-
M25-2264	679.-	M25-2164	679.-
M25-2271	1,125.-	M25-2171	1,125.-
M25-2237	1,125.-	M25-2137	1,125.-
M25-2267	1,125.-	M25-2167	1,125.-
M25-2236	1,406.-	M25-2136	1,406.-
M25-2299	1,406.-	M25-2199	1,406.-
BI1	154.-	BI1	154.-

OPTIONAL EXTRAS - FITTED/PACKED IN TALL CABINETS

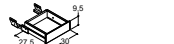
Internal lighting (IP21 approved)
Fitted opposite hinge

Laundry bag and tray



Pull-out drawer alu decor

1 drawer



2 drawers

3 trays for door



For units with plain fronts

Push-open

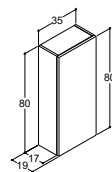
Please find handles for units without concealed handles on page 108

Art. no.	Price £	Art. no.	Price £
LI30-40	206.-	LI30-40	206.-
6,3W, 3150 K, 560lm			
HI35	124.-	HI35	124.-
HS35	124.-	HS35	124.-
HS235	248.-	HS235	248.-
HB35	150.-	HB35	150.-
PO30-40	0.-	PO30-40	0.-

Art. no.	Price £	Art. no.	Price £
LI30-40	206.-	LI30-40	206.-
6,3W, 3150 K, 560lm			
-	-	-	-
-	-	-	-
-	-	-	-
PO30-40	0.-	PO30-40	0.-

WALL CABINETS

WALL CABINETS WITH 2 GLASS SHELVES



Colour

PRICE GROUP #1

White matt
White gloss
Grey matt
Nordic oak
Ash grey
Brown oak
White matt foil, integrated handle
Black matt, integrated handle

PRICE GROUP #2

White matt lacquer, con. handle*
Black rubber, con. handle*
Grey rubber, concealed handle

PRICE GROUP #3

Driftwood, concealed handle
Bespoke colour, con.handle*
Start-up fee per bespoke colour

*concealed handle

One-off surcharge per bespoke colour regardless number of products

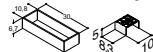
Art. no.	Price £	Art. no.	Price £
M23-1210	264.-	M23-1110	264.-
M23-1212	264.-	M23-1112	264.-
M23-1203	264.-	M23-1103	264.-
M23-1225	264.-	M23-1125	264.-
M23-1298	264.-	M23-1198	264.-
M23-1252	264.-	M23-1152	264.-
M23-2243	264.-	M23-2143	264.-
M23-2264	264.-	M23-2164	264.-
M23-2271	448.-	M23-2171	448.-
M23-2237	448.-	M23-2137	448.-
M23-2267	448.-	M23-2167	448.-
M23-2236	549.-	M23-2136	549.-
M23-2299	549.-	M23-2199	549.-
BI1	154.-	BI1	154.-

Art. no.	Price £	Art. no.	Price £
-	-	-	-
-	-	-	-
-	-	-	-
-	-	-	-
-	-	-	-
-	-	-	-
-	-	-	-
-	-	-	-
-	-	-	-
-	-	-	-
-	-	-	-
-	-	-	-

OPTIONAL EXTRAS - FITTED/PACKED IN WALL CABINETS

Internal lighting (IP21 approved)
Fitted opposite hinge

Tray with metal organiser



For units with plain fronts

Push-open

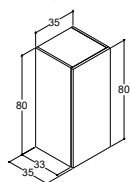
Please find handles for units without concealed handles on page 108

Art. no.	Price £	Art. no.	Price £
LI30-40	206.-	LI30-40	206.-
6,3W, 3150 K, 560lm			
OS1	46.-	OS1	46.-
PO30-40	0.-	PO30-40	0.-

Art. no.	Price £	Art. no.	Price £
-	-	-	-
-	-	-	-
-	-	-	-
-	-	-	-

BASE CABINETS WITH 2 GLASS SHELVES

NB! Unit tops are alu decor so we recommend a worktop - see below



Colour

PRICE GROUP #1

White matt
White gloss
Grey matt
Nordic oak
Ash grey
Brown oak
White matt foil, integrated handle
Black matt, integrated handle

PRICE GROUP #2

White matt lacquer, concealed handle
Black rubber, concealed handle
Grey rubber, concealed handle

PRICE GROUP #3

Driftwood, concealed handle
Bespoke colour, concealed handle
Start-up fee per bespoke colour

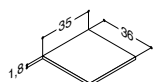
One-off surcharge per bespoke colour regardless number of products

35 cm			
LEFT HAND HINGED		RIGHT HAND HINGED	
Art. no.	Price £	Art. no.	Price £
M26-1210	303.-	M26-1110	303.-
M26-1212	303.-	M26-1112	303.-
M26-1203	303.-	M26-1103	303.-
M26-1225	303.-	M26-1125	303.-
M26-1298	303.-	M26-1198	303.-
M26-1252	303.-	M26-1152	303.-
M26-2243	303.-	M26-2143	303.-
M26-2264	303.-	M26-2164	303.-
M26-2271	469.-	M26-2171	469.-
M26-2237	469.-	M26-2137	469.-
M26-2267	469.-	M26-2167	469.-
M26-2236	571.-	M26-2136	571.-
M26-2299	571.-	M26-2199	571.-
BI1	154.-	BI1	154.-

OPTIONAL EXTRAS - FITTED/PAKED IN BASE CABINETS

WORKTOPS FOR BASE CABINETS

NB! Choose the decor to match the base unit



PRICE GROUP #1

White matt
White gloss
Grey matt
Nordic oak
Ash grey
Brown oak
Black matt

PRICE GROUP #2

White matt lacquer
Black rubber
Grey rubber

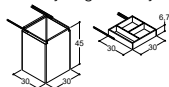
PRICE GROUP #3

Driftwood
Bespoke colour
Start-up fee per bespoke colour

One-off surcharge per bespoke colour regardless number of products

Art. no.	Price £	Art. no.	Price £
TP1	71.-	TP1	71.-
TP1	71.-	TP1	71.-
TP1	71.-	TP1	71.-
TP1	71.-	TP1	71.-
TP1	71.-	TP1	71.-
TP1	71.-	TP1	71.-
TP1	71.-	TP1	71.-
TP2	110.-	TP2	110.-
TP2	110.-	TP2	110.-
TP2	110.-	TP2	110.-
TP3	133.-	TP3	133.-
TP3	133.-	TP3	133.-
BI1	154.-	BI1	154.-
HI35	124.-	HI35	124.-

Laundry bag and tray



For units with plain fronts

Push-open

Please find handles for units without concealed handles/integrated handles on page 108

PO30-40	0.-	PO30-40	0.-
---------	-----	---------	-----

SHELVES

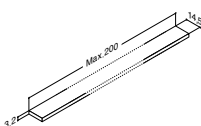
FLEXIBLE SHELF



		35 cm		40 cm		50 cm		70 cm		0 - 200 cm*	
Colour	Art. no.	Price £	Art. no.	Price £	Art. no.	Price £	Art. no.	Price £	Art. no.	Price £	
Black	-	-	190304370	98.-	-	-	-	-	-	-	

With 2 glass shelves

















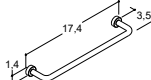



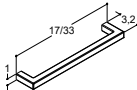




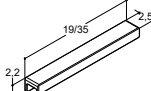


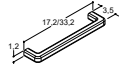

FLOATING SHELVES



Colour	Art. no.	Price £	Art. no.	Price £	Art. no.	Price £	Art. no.	Price £	Price £
White matt	NHS-351710	53.-	-	-	NHS-501710	57.-	NHS-701710	65.-	Please enquire for price*
Grey matt	NHS-351703	53.-	-	-	NHS-501703	57.-	NHS-701703	65.-	Please enquire for price*
Nordic oak	NHS-351725	53.-	-	-	NHS-501725	57.-	NHS-701725	65.-	Please enquire for price*
Ash grey	NHS-351798	53.-	-	-	NHS-501798	57.-	NHS-701798	65.-	Please enquire for price*
Brown oak	NHS-351752	53.-	-	-	NHS-501752	57.-	NHS-701752	65.-	Please enquire for price*

*Can be made to measure. Please send drawing with accurate dimensions for pricing.

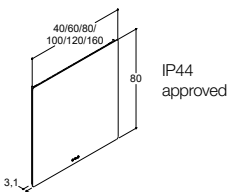
HANDLES

		2-5 cm	17-20 cm	33-36 cm	
DAISY 	Colour/Material	Art. no.	Price £	Art. no.	Price £
	 Chrome	189552043	10.-	-	-
	 Brass	189552044	10.-	-	-
	Zinc				
BUTTON 	Colour/Material	Art. no.	Price £	Art. no.	Price £
	 Inox	189553047	10.-	-	-
	 Black	189553028	10.-	-	-
	 Brass	189553044	10.-	-	-
	Aluminium				
DOT 	Colour/Material	Art. no.	Price £	Art. no.	Price £
	 White	189554010	10.-	-	-
	 Chrome	189554043	10.-	-	-
	 Black	189554028	10.-	-	-
	 Brass	189554044	10.-	-	-
	Zinc				
SLIM 	Colour/Material	Art. no.	Price £	Art. no.	Price £
	 Chrome	-	-	189542043	17.-
	 Black	-	-	189542028	17.-
	 Brass	-	-	189542044	17.-
	Zinc				
GRACE 	Colour/Material	Art. no.	Price £	Art. no.	Price £
	 Chrome	-	-	189555043	17.-
	 Black	-	-	189555028	17.-
	 Brass	-	-	189555044	17.-
	Stainless steel/brass				
BASE 	Colour/Material	Art. no.	Price £	Art. no.	Price £
	 White	-	-	189547210	17.-
	 Chrome	-	-	189547243	17.-
	 Black	-	-	189547228	17.-
	 Brass	-	-	189547244	17.-
	Zinc				
STEP 	Colour/Material	Art. no.	Price £	Art. no.	Price £
	 Inox	-	-	189556047	17.-
	 Black	-	-	189556028	17.-
	Zinc				
PURE 	Colour/Material	Art. no.	Price £	Art. no.	Price £
	 Polished chrome	-	-	189546043	17.-
	Zinc				

NB! Push-open solutions shown under vanity unit optional extras

MIRRORS WITH ROUNDED CORNERS - OPTIONAL LIGHTS AVAILABLE

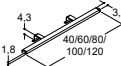







PRICE LIST / DANSANI LUNA

	40 cm		60 cm		75-80 cm		90-100 cm		120 cm		160 cm	
	Art. no.	Price £	Art. no.	Price £	Art. no.	Price £	Art. no.	Price £	Art. no.	Price £	Art. no.	Price £
	94140	315.-	94160	340.-	94180	366.-	94100	387.-	94120	413.-	94130	460.-
SOFT MIRROR WITH TOUCH CONTROL												
OPTIONAL EXTRAS Pre-fitted anti-mist pad (30W) Pre-fitted double anti-mist pad (2x30W)	Art. no.	Price £	Art. no.	Price £	Art. no.	Price £	Art. no.	Price £	Art. no.	Price £	Art. no.	Price £
	VF1	66.-	VF1	66.-	VF1	66.-	VF1	66.-	VF1	66.-	-	-
	-	-	-	-	-	-	-	-	VF2	131.-	VF2	131.-

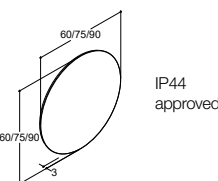
	Art. no.	Price £	Art. no.	Price £	Art. no.	Price £	Art. no.	Price £	Art. no.	Price £	Art. no.	Price £
	94440	413.-	-	-	-	-	-	-	-	-	-	-
SOFT FULL LENGTH MIRROR WITH TOUCH CONTROL												

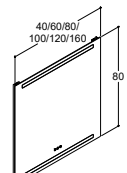
LIGHTS FOR SOFT MIRRORS

NB. Please order 2 pcs. for choosen sizes. Fit Soft mirrors only

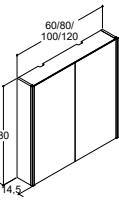
STRATOS 	Colour	Art. no.	Price £	Art. no.	Price £	Art. no.	Price £	Art. no.	Price £	Art. no.	Price £		
	 Chrome	190303900	116.-	190303901	133.-	190303902	173.-	190303903	214.-	190303904	282.-	2 x 190303901 each	133.-
IP44 approved		LED 4,4W, 2100-6500K, 320lm		LED 6,5W, 2100-6500K, 420lm		LED 8,7W, 2100-6500K, 650lm		LED 10,8W, 2100-6500K, 750lm		LED 12,9W, 2100-6500K, 830lm		2xLED 6,5W, 2100-6500K, 2x420lm	
JUPITER 	Colour	Art. no.	Price £	Art. no.	Price £	Art. no.	Price £	Art. no.	Price £	Art. no.	Price £		
	 Chrome	190303880	76.-	2 x 190303880 each	76.-	2 x 190303880 each	76.-	2 x 190303880 each	76.-	2 x 190303880 each	76.-	2 x 190303880 each	76.-
	 White	190303881	76.-	2 x 190303881 each	76.-	2 x 190303881 each	76.-	2 x 190303881 each	76.-	2 x 190303881 each	76.-	2 x 190303881 each	76.-
	 Black	190303887	76.-	2 x 190303887 each	76.-	2 x 190303887 each	76.-	2 x 190303887 each	76.-	2 x 190303887 each	76.-	2 x 190303887 each	76.-
IP44 approved		LED 5,8W, 2100-6500K, 420lm		2xLED 5,8W, 2100-6500K, 2x420lm		2xLED 5,8W, 2100-6500K, 2x420lm		2xLED 5,8W, 2100-6500K, 2x420lm		2xLED 5,8W, 2100-6500K, 2x420lm		2xLED 5,8W, 2100-6500K, 2x420lm	
Ø 8 cm													
VENUS 	Colour	Art. no.	Price £	Art. no.	Price £	Art. no.	Price £	Art. no.	Price £	Art. no.	Price £		
	 Chrome	190303890	76.-	2 x 190303890 each	76.-	2 x 190303890 each	76.-	2 x 190303890 each	76.-	2 x 190303890 each	76.-	2 x 190303890 each	76.-
IP44 approved		LED 6,5W, 2100-6500K, 550m		2xLED 6,5W, 2100-6500K, 2x550m		2xLED 6,5W, 2100-6500K, 2x550lm		2xLED 6,5W, 2100-6500K, 2x550m		2xLED 6,5W, 2100-6500K, 2x550lm		2xLED 6,5W, 2100-6500K, 2x550lm	
Ø 10 cm													

MIRRORS WITH INTEGRATED LIGHTING

CORONA MIRROR												
	Art. no.	Price £	Art. no.	Price £	Art. no.	Price £	Art. no.	Price £	Art. no.	Price £	Art. no.	Price £
	-	-	94260	382.-	94270	435.-	94290	488.-	-	-	-	-
			LED 13W, 3150K, 1100lm		LED 20W, 3150K, 1520lm		LED 20W, 3150K, 1630lm					
OPTIONAL EXTRAS	Art. no.	Price £	Art. no.	Price £	Art. no.	Price £	Art. no.	Price £	Art. no.	Price £	Art. no.	Price £
	Anti-mist pad 30W fitted on site	-	-	-	-	NV-3941	52.-	NV-3351	52.-	-	-	-

LEVEL MIRROR WITH TOUCH CONTROL												
	Art. no.	Price £	Art. no.	Price £	Art. no.	Price £	Art. no.	Price £	Art. no.	Price £	Art. no.	Price £
	94040	307.-	94060	389.-	94080	467.-	94000	521.-	94020	600.-	94030	692.-
	LED 2x3,4W, 2100-6500K, 2x290lm		LED 2x5,3W, 2100-6500K, 2x430lm		LED 2x6,8W, 2100-6500K, 2x560lm		LED 2x9,2W, 2100-6500K, 2x750lm		LED 2x11,5W, 2100-6500K, 2x920lm		LED 2x14,4W, 2100-6500K, 2x1160lm	
IP44 approved												
OPTIONAL EXTRAS												
	Art. no.	Price £	Art. no.	Price £	Art. no.	Price £	Art. no.	Price £	Art. no.	Price £	Art. no.	Price £
Pre-fitted anti-mist pad (30W)	VF1	66.-	VF1	66.-	VF1	66.-	VF1	66.-	VF1	66.-	-	-
Pre-fitted double anti-mist pad (2x30W)	-	-	-	-	-	-	-	-	VF2	131.-	VF2	131.-

MIRROR CABINETS

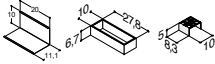
		60 cm		80 cm		100 cm w/2 doors		100 cm w/3 doors		120 cm	
AMBI MIRROR CABINETS WITH TOUCH CONTROL - OPTIONAL LIGHTS AVAILABLE											
	Colour	Art. no.	Price £	Art. no.	Price £	Art. no.	Price £	Art. no.	Price £	Art. no.	Price £
	PRICE GROUP #1										
	White matt	S596-210	794.-	S598-210	891.-	S590-210	939.-	S591-210	1,072.-	S593-210	1,144.-
	White gloss	S596-212	794.-	S598-212	891.-	S590-212	939.-	S591-212	1,072.-	S593-212	1,144.-
	Grey matt	S596-203	794.-	S598-203	891.-	S590-203	939.-	S591-203	1,072.-	S593-203	1,144.-
	Nordic oak	S596-225	794.-	S598-225	891.-	S590-225	939.-	S591-225	1,072.-	S593-225	1,144.-
	Ash grey	S596-298	794.-	S598-298	891.-	S590-298	939.-	S591-298	1,072.-	S593-298	1,144.-
	Brown oak	S596-252	794.-	S598-252	891.-	S590-252	939.-	S591-252	1,072.-	S593-252	1,144.-
	White matt foil	S596-243	794.-	S598-243	891.-	S590-243	939.-	S591-243	1,072.-	S593-243	1,144.-
	Black matt	S596-264	794.-	S598-264	891.-	S590-264	939.-	S591-264	1,072.-	S593-264	1,144.-
PRICE GROUP #2											
White matt lacquer	S596-271	952.-	S598-271	1,069.-	S590-271	1,126.-	S591-271	1,287.-	S593-271	1,372.-	
Black rubber	S596-237	952.-	S598-237	1,069.-	S590-237	1,126.-	S591-237	1,287.-	S593-237	1,372.-	
Grey rubber	S596-267	952.-	S598-267	1,069.-	S590-267	1,126.-	S591-267	1,287.-	S593-267	1,372.-	
PRICE GROUP #3											
Driftwood	S596-236	1,037.-	S598-236	1,171.-	S590-236	1,237.-	S591-236	1,397.-	S593-236	1,514.-	
Optional colour	S596-299	1,037.-	S598-299	1,171.-	S590-299	1,237.-	S591-299	1,397.-	S593-299	1,514.-	
Start-up fee per bespoke colour*	BI1	154.-	BI1	154.-	BI1	154.-	BI1	154.-	BI1	154.-	
IP44 approved	LED 2x5W, 2100-6500K, 2x450lm		LED 2x5W, 2100-6500K, 2x450lm		LED 2x5W, 2100-6500K, 2x450lm		LED 2x5W, 2100-6500K, 2x450lm		LED 2x5W, 2100-6500K, 2x450lm		
	2 doors: 28, 28 cm		2 doors: 38, 38 cm		2 doors: 48, 48 cm		3 doors: 28, 40, 28 cm		3 doors: 38, 40, 38 cm		
*One-off surcharge per bespoke colour regardless number of products Incl. magnifying mirror, magnet, metal shelf and 1x230V socket and touch panel fitted on right											

OPTIONAL EXTRAS - FITTED/PACKED IN MIRROR CABINETS

Socket and touch panel fitted on left (max. 10W): (230V)

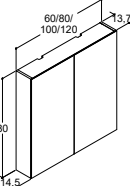













LED underlight (IP44 approved)

Metal shelf, wooden tray and metal organiser



Art. no.	Price £	Art. no.	Price £	Art. no.	Price £	Art. no.	Price £	Art. no.	Price £
EL-L	0.-	EL-L	0.-	EL-L	0.-	EL-L	0.-	EL-L	0.-
UL60 LED 1x5W, 380lm	206.-	UL80 LED 1x5W, 410lm	206.-	UL100 LED 1x5W, 410lm	206.-	UL100 LED 1x5W, 410lm	206.-	UL120 LED 1x5W, 410lm	206.-
SP3	60.-	SP3	60.-	SP3	60.-	SP3	60.-	SP3	60.-

STYLE MIRROR CABINETS WITH TOUCH CONTROL - OPTIONAL LIGHTS AVAILABLE

	Colour	Art. no.	Price £	Art. no.	Price £	Art. no.	Price £	Art. no.	Price £		
	PRICE GROUP #1										
	 White matt	S586-210	590.-	S588-210	687.-	S580-210	735.-	S581-210	868.-	S583-210	941.-
	 White gloss	S586-212	590.-	S588-212	687.-	S580-212	735.-	S581-212	868.-	S583-212	941.-
	 Grey matt	S586-203	590.-	S588-203	687.-	S580-203	735.-	S581-203	868.-	S583-203	941.-
	 Nordic oak	S586-225	590.-	S588-225	687.-	S580-225	735.-	S581-225	868.-	S583-225	941.-
	 Ash grey	S586-298	590.-	S588-298	687.-	S580-298	735.-	S581-298	868.-	S583-298	941.-
	 Brown oak	S586-252	590.-	S588-252	687.-	S580-252	735.-	S581-252	868.-	S583-252	941.-
	 White matt foil	S586-243	590.-	S588-243	687.-	S580-243	735.-	S581-243	868.-	S583-243	941.-
	 Black matt	S586-264	590.-	S588-264	687.-	S580-264	735.-	S581-264	868.-	S583-264	941.-
PRICE GROUP #2											
 White matt lacquer	S586-271	708.-	S588-271	824.-	S580-271	881.-	S581-271	1,040.-	S583-271	1,129.-	
 Black rubber	S586-237	708.-	S588-237	824.-	S580-237	881.-	S581-237	1,040.-	S583-237	1,129.-	
 Grey rubber	S586-267	708.-	S588-267	824.-	S580-267	881.-	S581-267	1,040.-	S583-267	1,129.-	
PRICE GROUP #3											
 Driftwood	S586-236	767.-	S588-236	878.-	S580-236	954.-	S581-236	1,127.-	S583-236	1,223.-	
 Optional colour Start-up fee per bespoke colour*	S586-299 BI1	767.- 154.-	S588-299 BI1	878.- 154.-	S580-299 BI1	954.- 154.-	S581-299 BI1	1,127.- 154.-	S583-299 BI1	1,223.- 154.-	
IP44 approved	2 doors: 30, 30 cm		2 doors: 40, 40 cm		2 doors: 50, 50 cm		3 doors: 28, 40, 28 cm		3 doors: 38, 40, 38 cm		
*One-off surcharge per bespoke colour regardless number of products Incl. magnifying mirror, magnet, metal shelf and 1x230V socket and touch panel fitted on right											

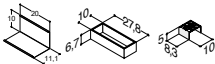
OPTIONAL EXTRAS - FITTED/PACKED IN MIRROR CABINETS

Socket and touch panel fitted on left (max. 10W): (230V)

Internal lighting - inside both sides (IP21 approved)

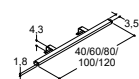
LED underlight (IP44 approved)


Metal shelf, wooden tray and metal organiser



Art. no.	Price £	Art. no.	Price £	Art. no.	Price £	Art. no.	Price £	Art. no.	Price £
EL-L	0.-	EL-L	0.-	EL-L	0.-	EL-L	0.-	EL-L	0.-
LISPS LED 2x5W, 2100-6500K, 2x410lm	308.-	LISPS LED 2x5W, 2100-6500K, 2x410lm	308.-	LISPS LED 2x5W, 2100-6500K, 2x410lm	308.-	LISPS LED 2x5W, 2100-6500K, 2x410lm	308.-	LISPS LED 2x5W, 2100-6500K, 2x410lm	308.-
UL60 LED 1x5W, 2100-6500K, 380lm	206.-	UL80 LED 1x5W, 2100-6500K, 410lm	206.-	UL100 LED 1x5W, 2100-6500K, 410lm	206.-	UL100 LED 1x5W, 2100-6500K, 410lm	206.-	UL120 LED 1x5W, 2100-6500K, 410lm	206.-
SP3	60.-	SP3	60.-	SP3	60.-	SP3	60.-	SP3	60.-

STRATOS



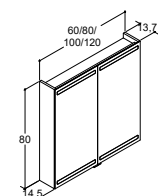
		40 cm		60 cm		80 cm		100 cm		120 cm	
Colour	Art. no.	Price £	Art. no.	Price £	Art. no.	Price £	Art. no.	Price £	Art. no.	Price £	
 Chrome	190303900	116.-	190303901	133.-	190303902	173.-	190303903	214.-	190303904	282.-	
IP44 approved	LED 4,4W, 2100-6500K, 320lm		LED 6,5W, 2100-6500K, 420lm		LED 8,7W, 2100-6500K, 650lm		LED 10,8W, 2100-6500K, 750lm		LED 12,9W, 2100-6500K, 830lm		

[illegible]

Technical drawing of a mechanical part with dimensions: 5.3, 3.6, 5.3, 10, 6.2.

[illegible]

LEVEL MIRROR CABINETS WITH TOUCH CONTROL



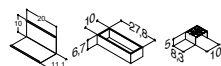
Colour	Art. no.	Price £	Art. no.	Price £	Art. no.	Price £	Art. no.	Price £
PRICE GROUP #1								
White matt	S576-210	871.-	S578-210	1,077.-	S570-210	1,163.-	S573-210	1,565.-
White gloss	S576-212	871.-	S578-212	1,077.-	S570-212	1,163.-	S573-212	1,565.-
Grey matt	S576-203	871.-	S578-203	1,077.-	S570-203	1,163.-	S573-203	1,565.-
Nordic oak	S576-225	871.-	S578-225	1,077.-	S570-225	1,163.-	S573-225	1,565.-
Ash grey	S576-298	871.-	S578-298	1,077.-	S570-298	1,163.-	S573-298	1,565.-
Brown oak	S576-252	871.-	S578-252	1,077.-	S570-252	1,163.-	S573-252	1,565.-
White matt foil	S576-243	871.-	S578-243	1,077.-	S570-243	1,163.-	S573-243	1,565.-
Black matt	S576-264	871.-	S578-264	1,077.-	S570-264	1,163.-	S573-264	1,565.-
PRICE GROUP #2								
White matt lacquer	S576-271	1,021.-	S578-271	1,231.-	S570-271	1,324.-	S573-271	1,709.-
Black rubber	S576-237	1,021.-	S578-237	1,231.-	S570-237	1,324.-	S573-237	1,709.-
Grey rubber	S576-267	1,021.-	S578-267	1,231.-	S570-267	1,324.-	S573-267	1,709.-
PRICE GROUP #3								
Driftwood	S576-236	1,106.-	S578-236	1,333.-	S570-236	1,434.-	S573-236	1,851.-
Optional colour	S576-299	1,106.-	S578-299	1,333.-	S570-299	1,434.-	S573-299	1,851.-
Start-up fee per bespoke colour*	BI1	154.-	BI1	154.-	BI1	154.-	BI1	154.-
IP44 approved	LED 2x8,5W, 2100-6500K, 2x700lm		LED 2x11,5W, 2100-6500K, 2x900lm		LED 2x15W, 2100-6500K, 2x1000lm		LED 2x15W, 2100-6500K, 2x1160lm	
	2 doors: 29,7, 29,7 cm		2 doors: 39,7, 39,7 cm		2 doors: 49,7, 49,7 cm		3 doors: 39,7, 39,7, 39,7 cm	

*One-off surcharge per bespoke colour regardless number of products
Incl. magnifying mirror, magnet, metal shelf and 1x230V socket and touch panel fitted on right

Socket fitted on left - instead of right (230V)

Metal shelf, wooden tray and metal organiser

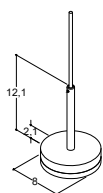
Metal shelf, wooden tray and metal organiser



Art. no.	Price £	Art. no.	Price £	Art. no.	Price £	Art. no.	Price £
EL-L	0.-	EL-L	0.-	EL-L	0.-	EL-L	0.-
SP3	60.-	SP3	60.-	SP3	60.-	SP3	60.-

LIGHTING

JUPITER PENDANT LIGHT

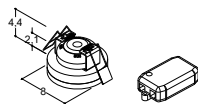


Width	Colour	Light source	Art. no.	Price £
Ø 8 cm	Chrome	LED 5W, 3150K, 430lm. 230 volt	190302841	84.-
	White	LED 5W, 3150K, 430lm. 230 volt	190302840	84.-
	Black	LED 5W, 3150K, 430lm. 230 volt	190302842	84.-

IP44 approved

The LED light colour can be adjusted using a compatible LED trailing edge dimmer switch.

JUPITER CEILING LIGHT



Width	Colour	Light source	Art. no.	Price £
Ø 8 cm	Chrome	LED 5W, 3150K, 430lm. 230 volt	190302851	84.-
	White	LED 5W, 3150K, 430lm. 230 volt	190302850	84.-
	Black	LED 5W, 3150K, 430lm. 230 volt	190302852	84.-

IP44 approved

The LED light colour can be adjusted using a compatible LED trailing edge dimmer switch.

Approved for installations in ceilings with insulation

VENUS CEILING LIGHT



Width	Colour	Light source	Art. no.	Price £
Ø 15 cm	Chrome	LED 10W, 3150K, 950lm. 230 volt	190302611	176.-

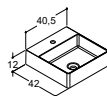
IP44 approved

The LED light colour can be adjusted using a compatible LED trailing edge dimmer switch.

SIT-ON BASINS

TO BE COMBINED WITH WORKTOPS FROM OTHER SUPPLIERS

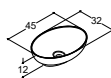
MARCATO



Colour/Material	40 cm		45 cm		60 cm	
	Art. no.	Price £	Art. no.	Price £	Art. no.	Price £
White matt						
With tap hole	532200003	477.-	-	-	-	-
Without tap hole	532200103	477.-	-	-	-	-
Solid surface	Tolerance -3/+3 mm					

Without overflow hole. NB: please note product information page 116.

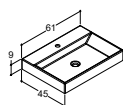
SONATE



Colour/Material	Art. no.	Price £	Art. no.	Price £	Art. no.	Price £
White matt						
Without tap hole	-	-	532100003	477.-	-	-
Solid surface			Tolerance -3/+3 mm			

Without overflow hole. NB: please note product information page 116.

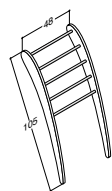
CANTO



Colour/Material	Art. no.	Price £	Art. no.	Price £	Art. no.	Price £
White gloss						
With tap hole	-	-	-	-	530506103	576.-
Without tap hole	-	-	-	-	530506003	576.-
Sanitary porcelain					Tolerance -5/+6 mm	

Without overflow hole. NB: please note product information page 116. Can be installed with concealed overflow kit. See page 113

MOBILE TOWEL RACK



Width	Colour	Art. no.	Price £
48 cm	White matt	2809470010	307.-
	Light oak (not nordic oak)	2809470078	307.-
	Optional colour	2809470099	383.-
	Start-up fee per bespoke colour	BI1	154.-
One-off surcharge per bespoke colour regardless number of products			

MAKE-UP MIRROR WITH LIGHT



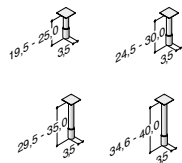
Height	Colour	Description	Art. no.	Price £
43 cm	Black	Round mirror with light, 5x magnification and LED lighting. Uses 4 x AA batteries (not supplied)	190304360	188.-

CONSOLE FOR WALL HUNG BASINS



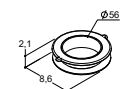
Depth	Colour/Material	Art. no.	Price £
33 cm	Chrome	345903646	53.-
	Plated steel		
42 cm	Chrome	345904546	53.-
	Plated steel		

SUPPORT LEGS



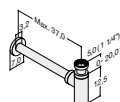
Height	Colour	Art. no.	Price £
19,5-25 cm	Chrome	189811843	24.-
24,5-30 cm	Chrome	189812343	24.-
29,5-35 cm	Chrome	189812843	27.-
34,6-40 cm	Chrome	189813343	27.-

GROMMET



Width	Colour/Material	Description	Art. no.	Price £
Ø 56 mm NB! Internal measurements	White	Grommet for installation through vanity carcass	9513	8.-
	PVC			

BOTTLE TRAP



Depth	Colour	Description	Art. no.	Price £
Max 37 cm	Chrome	Round 1 1/4" bottle trap, incl. waste pipe and wall cover	4881143	119.-

WASTE FITTINGS

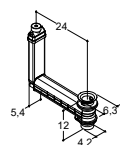


Width	Colour	Description	Art. no.	Price £
Ø 6,6 cm	Chrome	1 1/4" basin waste with push-open	4882143	36.-



Ø 7,2 cm	Chrome	1 1/4" basin waste fixed	4883143	36.-
----------	--------	--------------------------	---------	------

CONCEALED OVERFLOW SYSTEM FOR BASINS WITHOUT OVERFLOW HOLE



Colour/Material	Description	Art. no.	Price £
White	Concealed overflow system for pop up waste – can be adjusted	4893643	68.-
PVC			

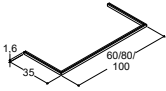
CLEANING AND CARE



Contents	Description	Art. no.	Price £
100 ml	Wood care for trays, white wash effect	0191050	18,50
110 ml	Clean & Shine for cleaning of basins	0191015	26.-
2 x 500 ml	Set with care for solid surface basins and worktops	0192000	54.-

OPTIONAL EXTRAS

OPTIONAL EXTRAS FOR VANITY UNITS - 35 CM DEPTH

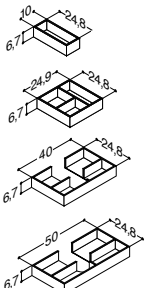
		60 cm	80 cm	100 cm
LED LIGHTING PROFILE BETWEEN BASIN AND VANITY UNIT				
 <p>IP44 approved</p> <p>Dimmable with touch control NB! Cannot be combined with Mini Minore</p>	Art. no.	Price £	Art. no.	Price £
	NL-6035 LED 9,4W, 3150K, 780lm	144.-	NL-8035 LED 10,8W, 3150K, 900lm	150.-
				NL-10035 LED 12,3W, 3150K, 1020lm 166.-

PUSH-OPEN

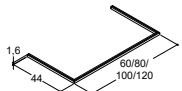
For units with plain fronts

Art. no.	Price £	Art. no.	Price £	Art. no.	Price £
NP-60	135.-	NP-80	135.-	NP-100	135.-

WOODEN TRAYS FOR VANITY UNITS

	Depth	Colour	Art. no.	Price £
	24,8 cm	Oak	305211016	33.-
	24,8 cm	Oak	305221016	46.-
	24,8 cm	Oak	305231016	58.-
	24,8 cm	Oak	305231116	70.-

OPTIONAL EXTRAS FOR VANITY UNITS AND CABINETS WITH 2 DRAWERS - 44 CM DEPTH

		40 cm	60 cm	80 cm	100 cm	120 cm
LED LIGHTING PROFILE BETWEEN BASIN AND VANITY UNIT						
 <p>IP44 approved</p> <p>Dimmable with touch control NB: Cannot be combined with Minore, Sonate or Marcato</p>	Art. no.	Price £	Art. no.	Price £	Art. no.	Price £
	-	-	NL-6044 LED 10,8W, 3150K, 910lm 150.-	NL-8044 LED 12,3W, 3150K, 1020lm 158.-	NL-10044 LED 13,7W, 3150K, 1140lm 185.-	NL-12044 LED 15,0W, 3150K, 1260lm 192.-

PUSH OPEN

For units with plain fronts

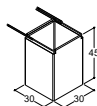
Art. no.	Price £	Art. no.	Price £	Art. no.	Price £	Art. no.	Price £	Art. no.	Price £
NP-40	135.-	NP-60	135.-	NP-80	135.-	NP-100	135.-	NP-120	135.-

WOODEN TRAYS FOR VANITY UNITS

	Depth	Colour	Art. no.	Price £
	33 cm	Oak	305250016	83.-
	27,8 cm	Oak	305210016	33.-
	27,8 cm	Oak	305220016	46.-
	27,8 cm	Oak	305230016	58.-
	27,8 cm	Oak	305230116	70.-
	27,8 cm	Oak	305240016	79.-

OPTIONAL EXTRAS FOR TALL CABINETS


LAUNDRY BAG



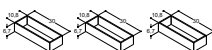
Depth	Colour	Art. no.	Price £
30 cm	 Canvas	190032020	60.-


WOODEN TRAY



Depth	Colour/Material	Art. no.	Price £
30 cm	 Oak	305222016	65.-

3 WOODEN TRAYS FOR DOORS AND 3 GLASS SHELVES




Depth	Colour/Material	Art. no.	Price £
30 cm	 Oak	195050600	150.-

OPTIONAL EXTRAS FOR WALL CABINETS


WOODEN TRAY



Depth	Colour	Art. no.	Price £
30 cm	 Oak	305210016	33.-

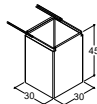
METAL ORGANISER FOR WOODEN TRAY




Width	Colour	Art. no.	Price £
10 cm	 Aluminium	515200247	13.-

OPTIONAL EXTRAS FOR BASE CABINETS


LAUNDRY BAG



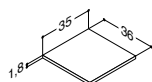
Depth	Colour	Art. no.	Price £
30 cm	 Canvas	190032020	60.-

WOODEN TRAY



Depth	Colour	Art. no.	Price £
30 cm	 Oak	305222016	65.-

WORK TOP




Width	Colour	Art. no.	Price £
35 cm	PRICE GROUP #1		
	 White matt	ST-3510	71.00
	 White gloss	ST-3512	71.00
	 Grey matt	ST-3503	71.00
	 Nordic oak	ST-3525	71.00
	 Ash grey	ST-3598	71.00
	 Brown oak	ST-3552	71.00
	 Black matt	ST-3564	71.00
	PRICE GROUP #2		
	 White matt lacquer	ST-3571	110.00
	 Black rubber	ST-3537	110.00
	 Grey rubber	ST-3567	110.00
	PRICE GROUP #3		
	 Driftwood	ST-3536	133.00
	 Bespoke colour	ST-3599	133.00
	Start-up fee per bespoke colour		
	One-off surcharge per bespoke colour regardless number of products		
	BI1		154.-

OPTIONAL EXTRAS FOR MIRROR CABINETS

METAL SHELF



Width	Colour	Art. no.	Price £
20 cm	 Aluminium	545710047	13.-


WOODEN TRAY



Depth	Colour	Art. no.	Price £
27,8 cm	 Oak	305210016	33.-

METAL ORGANISER FOR WOODEN TRAY



Width	Colour	Art. no.	Price £
10 cm	 Aluminium	515200247	13.-

Product information

SOLID SURFACE BASINS AND WORKTOPS

Solid Surface basins and worktops basins are made from a robust composite material with a waterproof surface that is easy to clean. Please note: The slim basin design means the basin and worktop must be supported by furniture under the full width.

PORCELAIN BASINS

Dansani porcelain basins are manufactured from genuine sanitary porcelain, a strong, glazed ceramic material. When fired at approx. 1220°C, the glaze melts to form a hard, smooth and glossy surface which is easy to clean.

GLASS BASIN

Dansani glass basins are easy to clean and resistant to normal cleaning agents. The basins have white lacquer on the underside and are produced in a special crystal clear glass finish with a much clearer appearance than standard glass due to less iron oxides in the glass itself.

NOTE RE. THE CANTO, MARCATO, SONATE , EDGE, LARGO AND MINORE BASINS

These basins come without overflow. Unless a concealed overflow system is purchased (not suitable for Sonate) we recommend that a free flowing waste should be installed.

CABINETS/VANITY UNITS

Price group #1:

Cabinets in white matt, white gloss, grey matt, Nordic oak, brown oak and ash grey are made of 16 mm smooth, melamine-coated particle board with ABS edges.

Cabinets in white matt with integrated handles and in black matt with integrated handles consist of 16 mm MDF wood fibreboards coated with foil.

Price group #2:

Cabinets in black and grey rubber, as well as white matt, are lacquered with moisture-resistant, two-component polyurethane lacquer.

Price group #3:

Driftwood cabinets consist of 16 mm over-veneered MDF boards with wooden edges, lacquered with moisture-resistant, two-component lacquer that gives a robust and easy-to-clean surface.

Cabinets in a customer-chosen colour is lacquered with a matt colour from the NCS standard colour assortment or RAL Classic K7.

The cabinets of all series are delivered together with rear panels and adjustment brackets for wall mounting. The cabinets are delivered as standard with aluminium finished bases and rear panels. Tall cabinets, wall cabinets and base cabinets are also delivered as standard with 4 mm glass shelves with polished edges.

Optional extras are available such as push-open in selected cabinets and built-in LED light inside the cabinets, laundry bags and wooden trays. For more information on optional extras, please see the price list.

DOORS AND FRONTS

Price group #1:

Smooth doors and fronts in white matt, white gloss, grey matt, Nordic oak and ash grey are made of 18 mm MDF wood fibreboards coated with foil. The brown oak fronts are made of 19 mm melamine-coated particle board with ABS edges.

Fronts with integrated handles in white matt and black matt consist of 22 mm MDF wood fibreboards coated with foil.

Price group #2:

Doors and fronts in black and grey rubber, as well as white matt, are lacquered with a moisture-resistant, two-component polyurethane lacquer, and all fronts are delivered with integrated handles.

Price group #3:

Driftwood doors and fronts with integrated handles consist of 22 mm over-veneered MDF boards with solid wooden edges, lacquered with moisture-resistant, two-component lacquer that gives a robust and easy-to-clean surface.

Doors and fronts in a customer-chosen colour is lacquered with a matt colour from the NCS standard colour assortment or RAL Classic K7.

All doors are fitted with metal clip hinges that can be adjusted in 3 directions. The doors are fitted with exclusive dampers that ensure that the doors close softly and silently.

DRAWERS

The drawers have metal sides with concealed drawer runners.

They are fully extendable, self-closing and have a soft-close function.

The top drawer features a cut-out for waste fittings. The drawers are fully adjustable. Rubber mats are standard equipment in all drawers.

Optional extras such as LED light profiles between basin and vanity unit, LED lighting in drawers, wooden trays, handles and push-open kit are available. For more information on optional extras, please see the price list.

MIRRORS WITH DIFFERENT LIGHT SOURCES

The mirrors are available with integrated LED lighting or with different external lights. All mirrors are delivered together with wall fittings. Optional heat panels to reduce mist on the mirror can be purchased for selected models. For further information about electrical specifications, optional extras and IP approvals see the price list and from page 86.

MIRROR CABINETS

All mirror cabinets come as standard with integrated socket and double-sided mirror doors with adjustable hinges and dampers that ensure that the doors close softly and silently. Tops, bases and rear panels are in alu look finish. Optional extras such as placing the socket on the left side, built-in energy-saving LED side lighting and LED underlights can be purchased for selected models. For further information about electrical specifications, optional extras and IP approvals see the price list and from page 86.

Mirrors and mirror cabinets with adjustable light come with the 12 V lighting system that offers you the following options:

1. Touch control that remembers the last settings:
 - On-off function
 - Variable dimming with 4 pre-sets
 - Variable colour temperature control of your light (2100 – 6500 K)* with 4 pre-sets

The electronic light adjustment function requires a 5 second interval between activating the off/on touch switch to remember its last setting.

2. Excellent colour rendering (Ra 90+)

*) 2100K is a very warm, almost reddish light and 6500K is far colder, almost blueish

CEILING LIGHT

Our ceiling lights come with the 230V lighting system, offering you the following advantages:

1. Optimised quality and efficiency with high light output, low heat generation and long lifetime.
2. Standardised light between room and product light sources creates uniform, harmonious lighting in the room (3150 K).
3. Best colour rendering in the market (Ra 95+)

ROOM LIGHTING

Our Venus and Jupiter ceiling lights and the Jupiter pendant are all part of the standard 230V system with 3150K, but can also be dimmed by a dimmer switch. Further they can be combined with controllable-lighting products, but the light uniformity depends on the user's settings.

WOODEN TRAYS

Functional storage trays for drawers, which can also be moved elsewhere as required. The trays are made of solid oak. To maintain the wood we recommend our white pigmentation wood care-oil.

HANDLES

For furniture with plain fronts handles can be chosen from our large selection of designs and colors.

FITTING INSTRUCTIONS

Are included with all orders.

WARRANTY

There is a 10 year warranty against manufacturing defects. On heated towel rails there is a 5 year warranty.

For further information regarding quality and tolerances please visit www.dansani.co.uk.

Practical information

BEFORE YOU ORDER

The ranges are produced to order. Therefore we have a lead time of 2 weeks. Time of delivery for cabinets in bespoke colours is 5 weeks.

- Always indicate carcass colour.
- Remember accessories e.g. towel rails, trays for drawers and handles.

BEFORE YOU FIT THE FURNITURE

Please read the fitting instructions carefully before commencing installation. All plumbing work should be carried out by a competent plumber. Please note that the dimensions of the basins are subject to variation within the margins indicated. Fitting of the product signifies acceptance of the quality.

MAINTENANCE

Please always read the folder (enclosed with the furniture on delivery) which contains advice and instructions on the maintenance of your furniture. Always read the instructions and declaration of contents

of any cleaning agents before you use them on your new furniture. Cleaning materials containing abrasives and strong acids should not be used. Please make sure that basin and furniture are dried after use. This will make the cleaning easier and avoids your furniture being damaged by moisture.

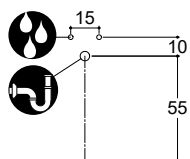
GENERAL

Dansani reserve the right to make any alteration to the products and make product improvements without prior notice. Dansani cannot be held liable for errors due to misprints. Dansani have an ongoing policy of design, development and improvement, we therefore reserve the right to modify specification and prices without prior notice.

Special orders and furniture that has been fitted cannot be returned.

Please visit www.dansani.co.uk for further information.

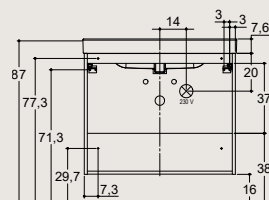
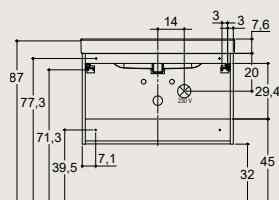
Overview of measurements and options



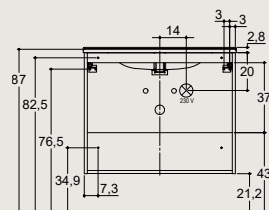
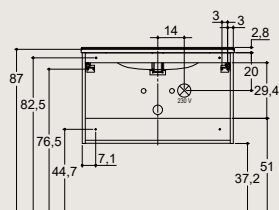
HEIGHT 48 CM

HEIGHT 64 CM

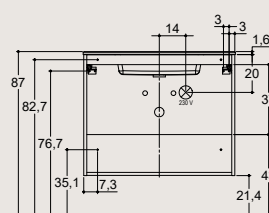
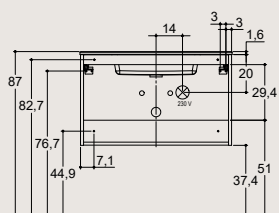
MICRO MENUET MINI MENUET MENUET



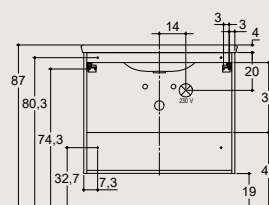
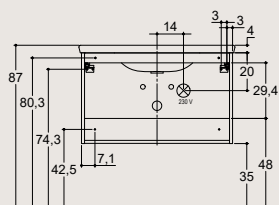
KANTATE



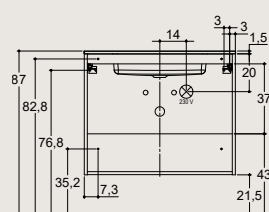
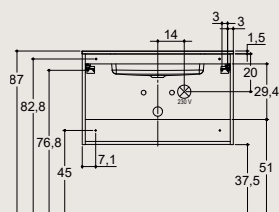
EDGE



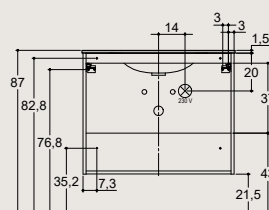
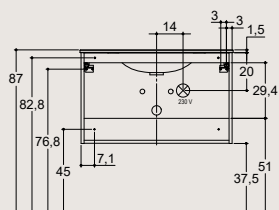
ARC



MINI MINORE MINORE



LARGO

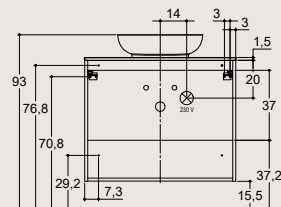
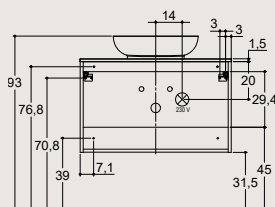


For 120 cm double basins, the distance between the drains is 60 cm
More information is available at dansani.co.uk

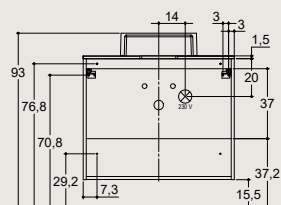
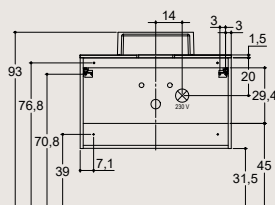
HEIGHT 48 CM

HEIGHT 64 CM

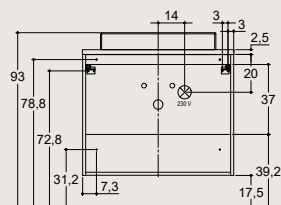
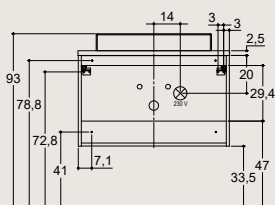
SONATE



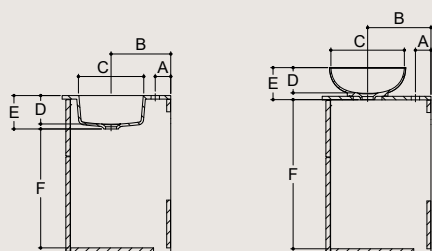
MARCATO



CANTO



	A	B	C	D	E	F
MICRO MENUET	4,5 cm	23,4 cm	28,8 cm	9 cm	13,3 cm	34,7 cm
MINI MENUET	6 cm	21,4 cm	22,8 cm	9 cm	13,5 cm	34,5/50,5 cm
MENUET	6,5 cm	26,8 cm	28,5 cm	14 cm	18,5 cm	29,5/45,5 cm
MINI MINORE	5,5 cm	20 cm	21 cm	12 cm	14 cm	34/50 cm
MINORE	6,5 cm	15 cm	27 cm	12 cm	14 cm	34/50 cm
KANTATE	6,5 cm	25 cm	26 cm	9 cm	14,5 cm	33,5/49,5 cm
ARC	6,5 cm	23 cm	28 cm	12,2 cm	14,7 cm	33,3/49,3 cm
EDGE	6,5 cm	24,5 cm	27 cm	10,8 cm	13,4 cm	34,6/50,6 cm
LARGO	6,5 cm	24,5 cm	28 cm	12 cm	13,2 cm	34,8/50,8 cm
SONATE	6,5 cm	22,8 cm	32 cm	11,2 cm	13,4 cm	34,6/50,6 cm
MARCATO	6,5 cm	26,5 cm	29,2 cm	10,8 cm	13,4 cm	34,6/50,6 cm
CANTO	7 cm	25,5 cm	32 cm	7 cm	9 cm	39/55 cm

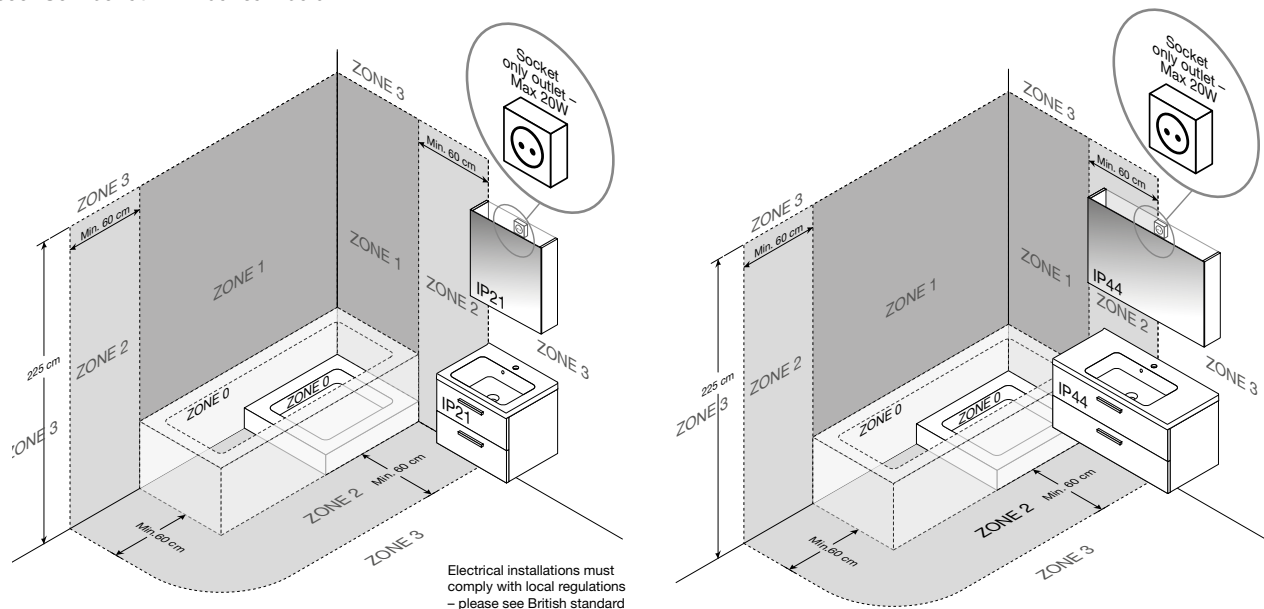


Dansani a safe choice is your guarantee

Special requirements apply to electrical installations in your bathroom, as water may conduct electricity and cause electrical shocks. Depending on where in the bathroom you want your lighting or furniture with electrical components (socket or light), there are special requirements to the IP classification of the product. The IP code is an international standard that indicates the degree of protection provided against water and other foreign bodies. The first digit indicates the degree of protection against dust while the second digit indicates the degree of protection against ingress of water.

At Dansani your safety is our priority. All the electrical parts in our furniture have therefore been pre-fitted to guarantee safe installation. At the same time, we wish to give you an opportunity to maximise the use of the space in your bathroom. Consequently, we have a wide range of IP44-approved products so you can place your furniture as close as possible to water whilst retaining all the storage space you need.

The following illustrations show how furniture with electrical components can be placed in bathrooms with a bath tub or shower. Naturally, a sufficient shower screen should always be used to prevent moisture damage to your furniture. For more information, see "Service" at www.dansani.co.uk.



- Zone 0:** The wettest part of the bathroom, i.e. the inside of the bath tub or the base of the shower, if applicable. There are strict requirements to electrical installations in this area. Always ask an authorised electrician.
- Zone 1:** From the outside of the bath tub or shower base to 2.25 m vertically above floor level. No mirrors or furniture with electrical components may be installed in this area.
- Zone 2:** A limited area covering a radius of 60 cm from the outside of the bath tub or shower base and areas more than 2.25 m above floor level. A minimum of IP44 classification is required in this area, and no 230V power points are permitted. Dansani has a range of IP44 mirrors that can be placed throughout zone 2, while IP44-approved mirror cabinets and washstands with shaver points can be placed in both zones provided the actual socket is placed in zone 3.
- Zone 3:** The rest of the room. This zone requires IP20 as a minimum, and 230V power points are permitted.

Our price lists show the IP classification of individual mirrors and mirror cabinets (IP21 or IP44). All our furniture with electrical components is also CE-certified with indication of classification. We recommend that you have the installation carried out by an authorised electrician in compliance with current legislation.



We assume responsibility

At Dansani, we assume responsibility and we take good care of our environment and the world that we live in. We've been doing this ever since our company was founded in 1983 and this approach is an integral part of our company DNA.

In 2015, the 17 Sustainable Development Goals were defined as a way of ensuring sustainable development towards 2030. By accepting these goals, the countries of the world are obliged to achieve some ambitious goals that guide both rich and poor countries in our fight to get rid of inequality, handle climate change, fight poverty and ensure better living conditions in terms of health, education, growth and work for everyone. In this way, these Sustainable Development Goals express our shared, global responsibility and represent the goal of the international community of creating a better world.

Our focus areas are:

- To develop our products in order to minimise their environmental impact during manufacturing, use and not least disposal
- To design quality products based on proud, Danish handicraft traditions which can be used for many, many years
- To use raw materials, water and energy in an efficient way in order to minimise our impact on the environment
- To limit emissions, waste and discharge stemming from our activities
- To maintain high levels of safety standards towards our employees and foster responsible environmental policies
- To improve our environmentally-based work in cooperation with our suppliers, customers and other partners

So, when you buy a Dansani product, you can rest assured that we actively assume responsibility and focus on the world that we live in.

Find out more about our initiatives by visiting www.dansani.co.uk.



DANSANI IS COMMITTED TO SUPPORTING THE UN'S GLOBAL GOALS. FOR MORE DETAIL PLEASE VISIT DANSANI.CO.UK

Our Philosophy

Your bathroom is your personal breathing space, and no one can create it better than you. With Dansani, it is easy and inspiring to furnish your bathroom with functional and well thought-out solutions that adapt to the needs of the individual.

Danish design

The idea behind Danish design embraces functionality, simplicity, and naturalness, and is expressed in a timeless design. This is the starting point for every product embraced by the Dansani brand.

Functionality

Our products should be easy and comfortable to use, as well as being able to adapt to the size of the space through smart functions that are practical yet durable.

Craftsmanship

Both design and function must be supported by durable craftsmanship. The excellent cabinetry finish is consistent in all our products, evidenced by gorgeous materials and sustainable solutions.

Sustainability

At Dansani, being environmentally responsible is a given. Therefore, we have implemented several measures to reduce our environmental impact. We also focus on our own work environment, encouraging our suppliers to offer ethically responsible working conditions.



Dansani Ltd
7 Mermaid Walk
The Waterfront
Brighton Marina
East Sussex
BN2 5WA GB
T. +44 (0)800 58 71 725
F. +44 (0)800 58 71 726
mail@dansani.co.uk
dansani.co.uk

2021 GB

